



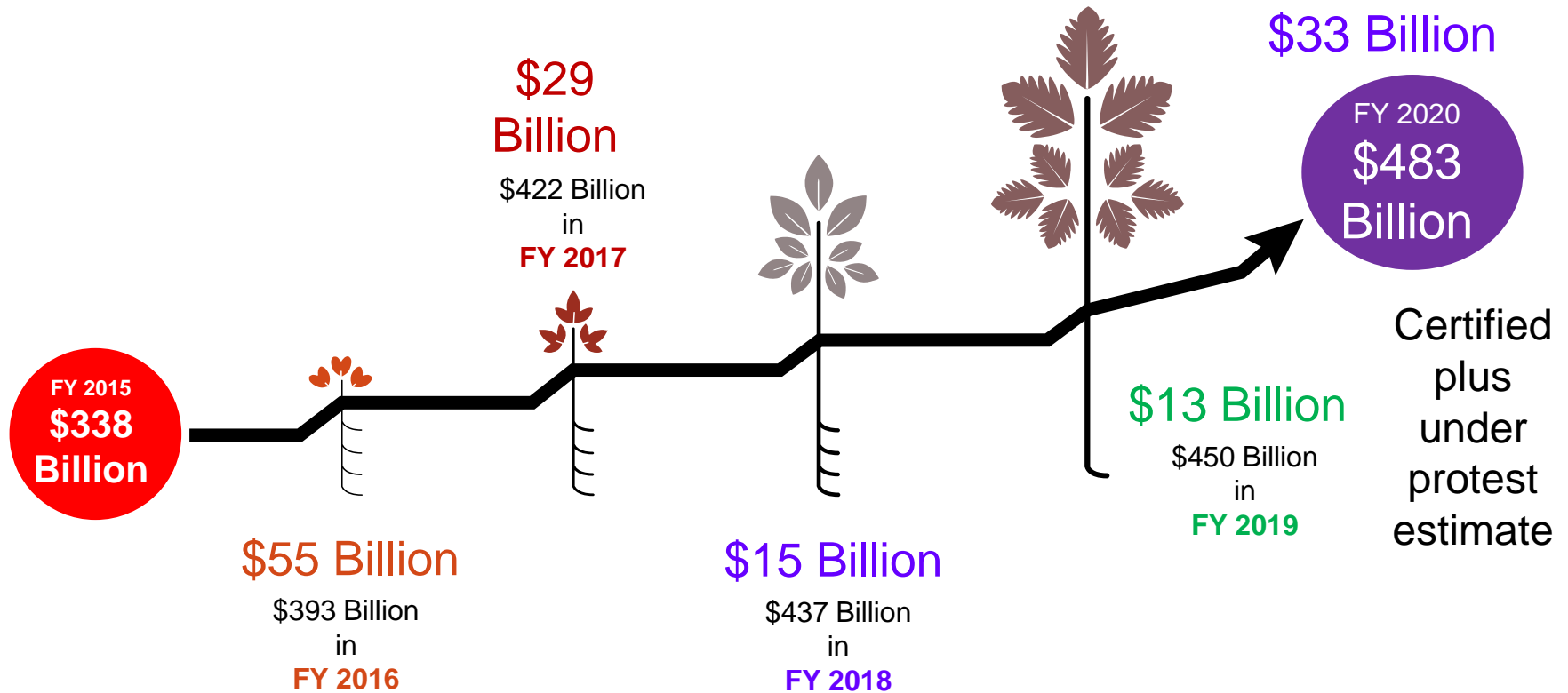
## Harris County Dept. of Education Tax Rate Presentation



**Truth-In-Taxation Calculation**  
**FY 2019-2020**  
**Board Presentation**  
**September 18th, 2019**

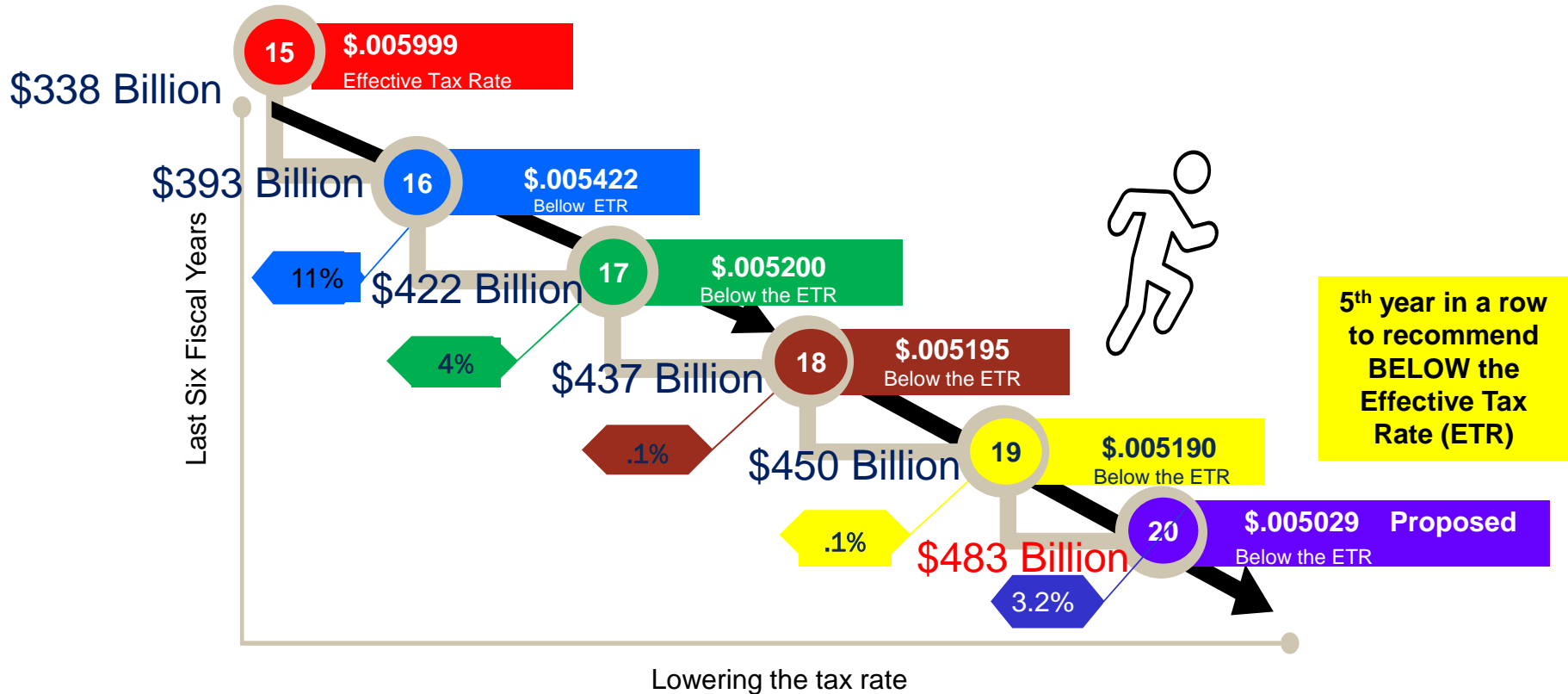
# Property Values Growth

Last Six Fiscal Years



# Property Tax Rate \$.01 Maximum

## Six Year History



# Truth-In-Taxation

## 2019 Tax Rate

### Definitions

**Nominal Rate** – Tax rate to generate revenues to support last year’s approved budget; [ .005190 ]

**Effective Tax Rate** – A calculated rate that provides the taxing unit with the same amount of revenue it received in the year before--on property taxed in both years. TY18 [ .005279 ] TY19 [ .005030 ]

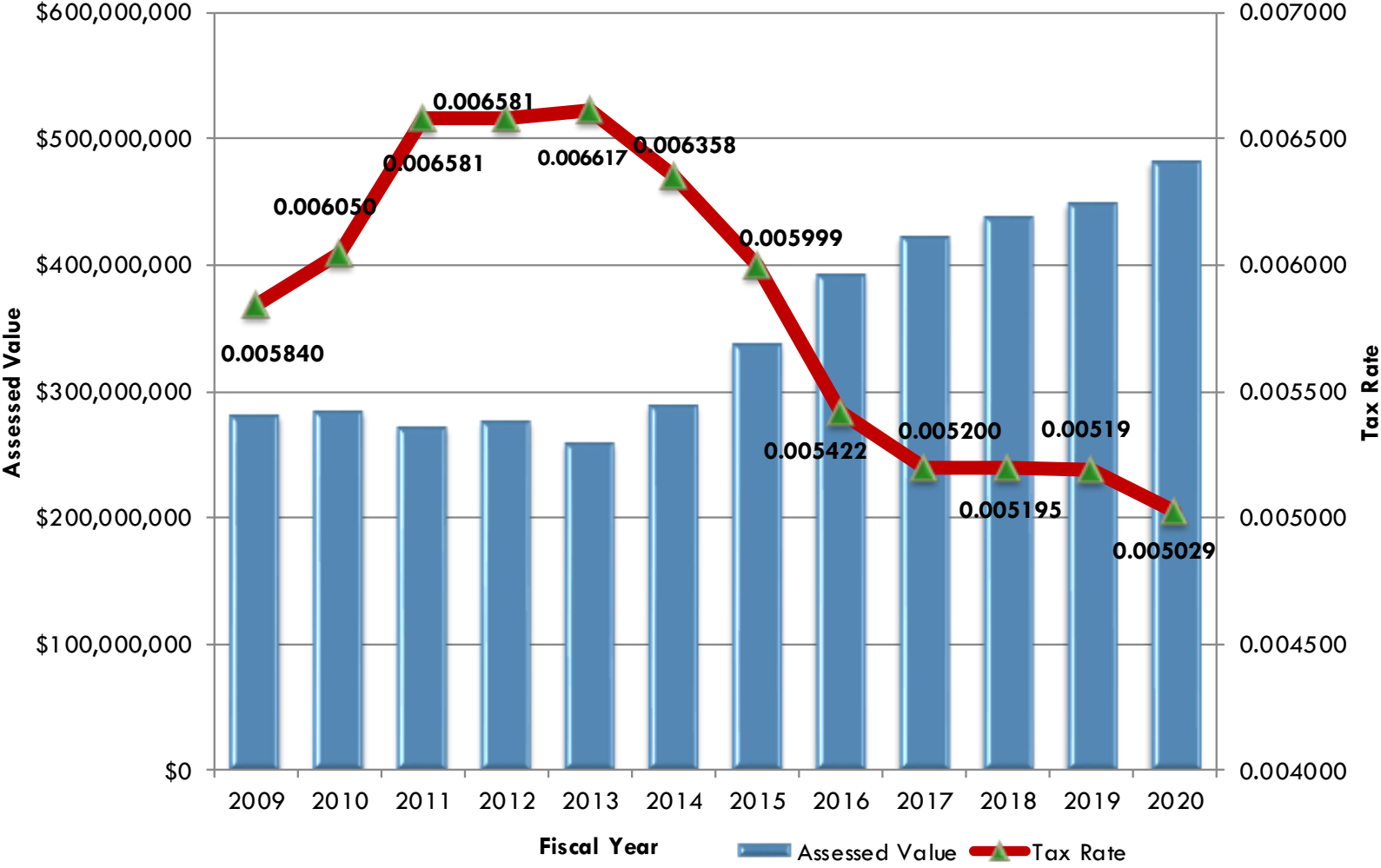
**Rollback Tax Rate** – A calculated maximum rate allowed by law without voter approval. The rollback rate provides the taxing unit with about the same amount of tax revenue it spent the previous year for day-to-day operations, plus an extra eight percent increase for those operations plus sufficient funds to pay debts in the coming year. [ .005432 ]

**Maintenance & Operations (M&O) Rate** – Tax rate to generate revenues to support general operating expenditures. [ .005029 ]

**Debt Service Rate** (Sometimes referred to as Interest & Sinking or I&S) – Tax rate to generate revenues obligated for repayment of indebtedness. *HCDE currently does not have an I&S rate. All debt is backed by M&O taxes and revenues and not I&S.* N/A [ .000000 ]

**Total Tax Rate** – The M&O and I&S tax rates combined. (Proposed) [ .005029 ]

# HCDE Property Values and Tax Rates



# Monthly Tax Collection Report

## August 2019

### TAX YEAR 2018 COLLECTION SUMMARY

| DESCRIPTION                           | BUDGET               | CURRENT MONTH    | Y-T-D                | BALANCE (OVER) / UNDER | Y-T-D % OF BUDGET |
|---------------------------------------|----------------------|------------------|----------------------|------------------------|-------------------|
| <b>REVENUES:</b>                      |                      |                  |                      |                        |                   |
| Current Tax                           | \$ 23,310,040        | \$ (741)         | \$ 22,805,829        | \$ 504,211             | 97.8%             |
| Delinquent Tax                        | 150,000              | 13,754           | (29,342)             | 179,342                | -20%              |
| Penalty & Interest                    | -                    | 14,006           | 188,341              | (188,341)              | 0%                |
| Special Assessments and Miscellaneous | 15,000               | 1,185            | 13,023               | 1,977                  | 87%               |
| <b>Subtotal Revenues:</b>             | \$ 23,475,040        | \$ 28,204        | \$ 22,977,851        | \$ 497,189             | 97.9%             |
| DESCRIPTION                           | BUDGET               | CURRENT MONTH    | Y-T-D                | BALANCE (OVER) / UNDER | Y-T-D % OF BUDGET |
| <b>EXPENDITURES:</b>                  |                      |                  |                      |                        |                   |
| LESS: HCAD Fees                       | \$ 180,000           | \$ -             | \$ 170,178           | \$ 9,822               | 95%               |
| LESS: HCTO Fees                       | 475,000              | 694              | 448,879              | 26,121                 | 95%               |
| <b>Subtotal Expenditures:</b>         | \$ 655,000           | \$ 694           | \$ 619,057           | \$ 35,943              | 95%               |
| <b>Net Tax Collections:</b>           | <b>\$ 22,820,040</b> | <b>\$ 27,510</b> | <b>\$ 22,358,793</b> | <b>\$ 461,247</b>      | <b>98.0%</b>      |

# Estimated Tax Rate

|  | A                        | B                      | C  | D  |
|--|--------------------------|------------------------|--|--|
| Harris County Department of Education<br>Comparative Analysis of Property Values | <b>DRAFT # 4</b>         |                        |  |  |
|  |                          |                        | Tax Year 2019                                    | Tax Year 2019                                      |
|  | Tax Year 2018<br>Adopted | Tax Year 2018<br>July  | If Proj at \$461 Bil<br>BUDGET PRELIM            | Final Values \$483 Bil<br>with Under Protest Total |
|  | ADOPTED<br>TAX RATE      | ADOPTED<br>TAX RATE    | Including NEW Improvements<br>Estimated TAX RATE | Including NEW Improvements<br>Estimated TAX RATE   |
| Proposed Collections   | <b>0.005190</b>          | <b>0.005190</b>        | <b>0.005190</b>                                  | <b>0.005029</b>                                    |
| Certified Taxable Value per HCAD *   | \$ 412,526,038,722       | \$ 445,338,264,373     | \$ 426,609,240,021                               | \$ 427,549,758,437                                 |
| Values under protest or not certified  | 37,168,447,726           | 627,849,275            | 34,802,332,739                                   | 55,586,576,260                                     |
|  | <b>449,694,486,448</b>   | <b>445,966,113,648</b> | <b>461,411,572,760</b>                           | <b>483,136,334,697</b>                             |
| / Rate per Taxable \$100   | 4,496,944,864            | 4,459,661,136          | 4,614,115,728                                    | 4,831,363,347                                      |
| X Tax Rate   | 23,339,144<br>99.88%     | 23,145,641             | 23,947,261                                       | 24,296,926<br>99.88%                               |
| X Estimated collection rate  | <b>23,311,137</b>        | <b>23,117,867</b>      | <b>23,707,788</b>                                | <b>24,267,770</b>                                  |
|  | \$ 23,311,137            | \$ 23,117,867          | \$ 23,707,788                                    | \$ 24,267,770                                      |
| +Delinquent Tax Collections  | -                        | -                      | -  | -  |
| +Special Assessments   | 15,000                   | 15,000                 | 15,000   | 15,000   |
| + Penalty & Interest   | 150,000                  | 150,000                | 150,000  | 150,000  |
| Estimated Current Tax Available for Operations:                                  | \$ 23,476,137            | \$ 23,282,867          | \$ 23,872,788                                    | \$ 24,432,770                                      |

Note: \$483 B includes \$9.9 B of New Improvements





|                            |                |
|----------------------------|----------------|
| Current Tax Rate (Nominal) | .005190        |
| Effective Tax Rate         | .005030        |
| Recommended (M&O) Tax Rate | <u>.005029</u> |
| Rollback Tax Rate          | .005432        |



## NEXT STEP

Motion to approve the  
tax rate of \$0.005029  
for Tax Year 2019