



Month: May 2024


**HARRIS COUNTY DEPARTMENT OF EDUCATION
CERTIFICATION OF FINANCIAL STATEMENTS**

- I. Assistant Superintendent's Message (Highlights)
- II. Investment Report (Monthly Highlights)
- III. Investment Portfolio Report (Monthly Report)
- IV. Highlights of Financial Statements
Donations Report Included in Highlights

Schedules

- 1 General Fund (100-199) Balance Sheet
- 2 Budget Summary - All Funds Combined
- 3 General Fund (100-199) Budget Summary Report
- 4 Special Revenue Funds (200-499) Budget Summary Report
- 5 Debt Service Fund (599) Budget Summary Report
- 6 Capital Project Fund Budget Summary Report
- 7 Choice Partners Fund (711) Budget Summary Report
- 8 Workers Comp. Fund (753) Budget Summary Report
- 9 Internal Service Fund (799) Budget Summary Report
- 10 Trust & Agency Funds (800-840) Budget Summary Report
- 11 Local Construction Fund 199, BM (087) Budget Summary Report
- 12 General Funds Detail By Division
- 13 Special Revenue Funds Detail By Division
- 14 Revenues Update-Customer Fees/Charges
- 15 Expenditures By Class Object Group-All Funds
- 16 Chart for Performance Measurement

We certify that the monthly financial statements are true, and correct to the best of our ability. We have reviewed the expenditures, revenues, and appropriations for accuracy and completeness in the general ledger for the month. Texas Education Agency's Financial Accountability System Resource Guide ("FASRG") Ver 15.0 has been followed to assure grant compliance.


Jesus Amezcua (Jun 13, 2024 13:21 CDT)

Jun 13, 2024

Jesus J. Amezcua, CPA, Ph.D., Asst. Superintendent for Business Services

Marcia Leiva

Jun 13, 2024

Marcia Leiva, Chief Accounting Officer

HARRIS COUNTY DEPARTMENT OF EDUCATION
INTERIM FINANCIAL REPORTS (Unaudited)
GENERAL FUNDS 100-199 BALANCE SHEET
Fiscal year to date: May 31, 2024

Schedule 1

ACTUAL

ASSETS

Cash and Temporary Investments	\$ 41,540,775
Property Taxes-Delinquent at September 1, 2023	1,187,680
Less: Allowances for Uncollectible Taxes	(23,754)
Due from Federal Agencies	-
Other Receivables	2,456,746
Inventories	176,546
Deferred Expenditures	-
Other Prepaid Items	34,606
TOTAL ASSETS:	\$ 45,372,601

LIABILITIES

Accounts Payable	10,610
Bond Interest Payable	-
Due to Other Funds	-
Accrued Wages	-
Payroll Deductions	1,422,411
Due to Other Governments	62,804
Deferred Revenue	1,176,581
TOTAL LIABILITIES:	\$ 2,672,406

FUND EQUITY

Unassigned Fund Balance	16,391,970
Non-Spendable Fund Balance	144,887
Restricted Fund Balance	-
Committed Fund Balance	2,514,976
Assigned Fund Balance	6,120,200
Excess(Deficiency) of Revenues & Other Resources Over(Under) Expenditures & Other Uses	17,001,630
TOTAL FUND EQUITY:	\$ 42,173,663

Fund Balance Appropriated Year-To-Date	526,532
--	---------

TOTAL LIABILITIES, FUND EQUITY, AND FUND BALANCE APPROPRIATED TO DATE:	\$ 45,372,601
---	----------------------

Financial Strength Indicator: Working Capital

Total Current Assets	=	45,372,601	=	42,700,195
- Total Current Liabilities		- 2,672,406		

Efficient Leverage Indicator

Unassigned Fund Balance		16,391,970		
	=		=	38 %
Total Fund Balance		42,700,195		

HARRIS COUNTY DEPARTMENT OF EDUCATION
INTERIM FINANCIAL REPORTS (Unaudited)
BUDGET SUMMARY-ALL FUNDS COMBINED
Fiscal year to date: May 31, 2024

Schedule 2

	BUDGET	YTD REVENUES		VARIANCE	FY 23-24 % BUDGET REALIZED	FY 22-23 % BUDGET REALIZED
REVENUES & OTHER RESOURCES						
* General Fund-1XX	\$ 69,701,477	\$ 62,611,515		\$(7,089,962)	90%	77%
Special Revenue Funds-2XX, 3XX, 4XX	48,990,572	25,894,154		(23,096,418)	53%	55%
Debt Service Fund-599	3,349,975	2,236,247		(1,113,728)	67%	82%
PFC Capital Projects Fund-698&699	33,413,000	17,030,458		(16,382,542)	51%	75%
Trust and Agency Funds-8XX	-	6,171		6,171	0%	0%
Choice Partners-711	6,896,619	8,295,528		1,398,909	120%	64%
Workers' Compensation Fund-753	450,000	383,906		(66,094)	85%	78%
Internal Service Fund-Facilities-799	6,705,121	4,986,122		(1,718,999)	74%	76%
Total Revenues & Other Resources:	169,506,764	121,444,103		(48,062,661)	72%	69%
	BUDGET	YTD EXPENDITURE	ENCUM- BRANCES	VARIANCE	FY 23-24 % BUDGET USED	FY 22-23 % BUDGET USED
EXPENDITURES & OTHER USES						
* General Fund-1XX	71,021,796	45,609,885	1,581,838	23,830,073	66%	77%
Special Revenue Funds-2XX, 3XX, 4XX	48,990,572	27,585,463	5,206,051	16,199,057	67%	55%
Debt Service Fund-599	3,849,975	2,234,636	-	1,615,339	58%	82%
PFC Capital Projects Fund-698&699	48,619,706	8,380,918	10,925,693	29,313,095	40%	75%
Trust and Agency Funds-8XX	-	637	2,933	(3,570)	0%	0%
Choice Partners-711	8,396,619	8,295,528	281,100	(180,009)	102%	64%
Workers' Compensation Fund-753	450,000	445,513	-	4,487	99%	78%
Internal Service Fund-Facilities-799	6,705,121	4,986,122	756,455	962,544	86%	76%
Total Expenditures & Other Uses:	188,033,789	97,538,703	18,754,070	71,741,016	62%	69%
Excess/(Deficiency) Estimated Revenues						
Over/(Under) Expenditures:	(18,527,025)	23,905,400				
Beginning Fund Balance-September 1st:	45,714,358	45,714,358				
Estimated Fund Balance:	\$ 27,187,333	\$ 69,619,758				

General Fund includes one-time projects, such as construction, assets & building replacement costs as software purchase.

Current Tax Revenue to Total Revenue Ratio Indicator:

$$\frac{\text{Current Tax Revenue}}{\text{Total Revenue}} = \frac{30,193,841}{121,444,103} = 24.9 \%$$

HARRIS COUNTY DEPARTMENT OF EDUCATION
INTERIM FINANCIAL REPORTS (Unaudited)
GENERAL FUNDS 100-199 BUDGET SUMMARY REPORT
Fiscal year to date: May 31, 2024

Schedule 3

	BUDGET	YTD REVENUES	VARIANCE	FY 23-24 % BUDGET REALIZED	FY 22-23 % BUDGET REALIZED
<u>REVENUES & OTHER RESOURCES</u>					
Revenues					
Local Customer Fees/Charges	\$ 28,186,979	\$ 22,697,450	\$(5,489,529)	81%	79%
Local Property Tax Rev-Current	30,400,840	30,193,841	(206,999)	99%	100%
Local Property Tax Rev-Del, P&I	100,000	(221,919)	(321,919)	-222%	-14%
Local Investment Earnings	1,000,000	1,581,307	581,307	158%	1,060%
Local Grants Indirect Cost Rev	1,827	727	(1,100)	40%	-51%
Local Grants	-	-	-	0%	0%
Local Miscellaneous Revenue	141,000	211,165	70,165	150%	99%
Total Local:	59,830,646	54,462,571	(5,368,075)	91%	92%
State FSP-Compensation	200,000	139,860	(60,140)	70%	70%
State TEA-State Health Insurance	248,000	283,958	35,958	114%	114%
State Indirect Cost	-	-	-	0%	0%
Total State:	448,000	423,818	(24,182)	95%	95%
Federal Grants Indirect Cost	1,628,162	1,482,307	(145,855)	91%	61%
Total Revenues:	61,906,808	56,368,695	(5,538,113)	91%	91%
Other Resources					
Insurance Recovery	-	-	-	0%	0%
Local HCTO Tax Collection Fees	-	-	-	0%	0%
State TRS Matching	3,300,000	-	(3,300,000)	0%	0%
Transfers In-Choice Partners	4,494,669	6,242,820	1,748,151	139%	66%
Total Other Resources:	7,794,669	6,242,820	(1,551,849)	80%	40%
Total Revenues & Other Resources:	69,701,477	62,611,515	(7,089,962)	90%	84%

Indirect Cost to Tax Ratio Indicator:

$$\frac{\text{Indirect Cost General Fund}}{\text{Total General Fund Revenues}} = \frac{1,483,034}{62,611,515} = 2.4\%$$

HARRIS COUNTY DEPARTMENT OF EDUCATION
INTERIM FINANCIAL REPORTS (Unaudited)
GENERAL FUNDS 100-199 BUDGET SUMMARY REPORT
Fiscal year to date: May 31, 2024

Schedule 3

	BUDGET	YTD EXPENDITURE	ENCUM- BRANCES	VARIANCE	FY 23-24 % BUDGET USED	FY 22-23 % BUDGET USED
<u>EXPENDITURES & OTHER USES</u>						
Expenditures						
Adult Education-Local	\$ 543,610	\$ 414,187	\$ -	\$ 129,423	76%	71%
Assistant Superintendent-Academic Support	371,922	271,674	381	99,867	73%	74%
Asst Supt-Education and Enrichment	345,199	258,352	1,214	85,633	75%	77%
Board of Trustees	210,130	136,713	1,102	72,315	66%	61%
COVID-19 Disaster Recovery	-	-	-	-	0%	0%
Business Support Services	2,393,235	1,552,494	176,446	664,295	72%	71%
Center for Educator Success	2,752,175	1,460,562	31,898	1,259,715	54%	56%
Center for Safe & Secure Schools	1,106,363	673,956	4,518	427,889	61%	67%
Communication	1,316,158	874,354	32,263	409,540	69%	59%
Client Engagement	750,064	503,974	12,435	233,655	69%	68%
Community Engagement	149,292	76,949	-	72,343	52%	65%
Ctr A/S Summ & Exp Learn	912,527	430,321	154,490	327,717	64%	88%
Department-Wide	4,996,796	4,423,460	520,314	53,022	99%	118%
Education Foundation	200,000	-	-	200,000	0%	100%
Equine Enrichment Center	-	-	-	-	0%	0%
Chief of Staff	328,763	245,415	37	83,312	75%	75%
Facilities						
Construction Services	251,680	173,848	982	76,850	69%	79%
Facilities Support Services	-	-	-	-	0%	0%
Local Construction Fund 170	-	-	-	-	0%	0%
Building Replacement Schedule	-	-	-	-	0%	0%
Records Management Services	2,237,875	1,535,507	105,312	597,056	73%	69%
Head Start-Local	8,000	-	-	8,000	0%	13%
Human Resources	1,420,041	952,717	21,596	445,729	69%	71%
Purchasing Support Services	919,709	572,100	10,440	337,169	63%	63%
QZAB & Maint Tax Notes FD	-	-	-	-	0%	0%
Research & Evaluation Institute	602,215	509,490	910	91,815	85%	59%
Texas Center for Grants Development	723,272	456,678	2,467	264,127	63%	63%
Retirement Leave Benefits Fund	200,000	347,988	-	(147,988)	174%	210%
Special Schools & Services						
Academic and Behavior School East	6,523,063	4,002,076	143,647	2,377,340	64%	65%
Academic and Behavior School West	5,900,483	3,682,027	113,567	2,104,889	64%	67%
Fortis Academy	1,661,066	1,155,509	43,339	462,218	72%	69%
Highpoint East School	4,588,995	3,185,732	87,597	1,315,666	71%	68%
Special Schools Administration	997,803	676,389	46,573	274,840	72%	70%
Superintendent's Office	734,108	553,354	850	179,905	75%	74%
State TEA Employee Portion Health Ins	248,000	-	-	248,000	0%	0%
State TRS On Behalf Payments	3,300,000	-	-	3,300,000	0%	0%
Technology						

HARRIS COUNTY DEPARTMENT OF EDUCATION
INTERIM FINANCIAL REPORTS (Unaudited)
GENERAL FUNDS 100-199 BUDGET SUMMARY REPORT
Fiscal year to date: May 31, 2024

Schedule 3

	BUDGET	YTD EXPENDITURE	ENCUM- BRANCES	VARIANCE	FY 23-24 % BUDGET USED	FY 22-23 % BUDGET USED
EXPENDITURES & OTHER USES						
Expenditures						
Chief Communications Officer	\$ 240,357	\$ 169,353	\$ 381	\$ 70,623	71%	73%
IT Services	4,292,248	3,372,556	64,210	855,482	80%	78%
School Based Therapy Services	15,395,885	10,708,639	4,869	4,682,377	70%	68%
Total Expenditures:	66,621,034	43,376,372	1,581,838	21,662,823	67%	69%
Other Uses						
Transfers Out-Special Revenue Funds	550,787	-	-	550,787	0%	3%
Transfers Out-Head Start Fund 205	500,000	-	-	500,000	0%	40%
Transfers Out-Head Start Fund 289	-	-	-	-	0%	0%
Transfers Out-Debt Service	3,349,975	2,233,513	-	1,116,462	67%	94%
Transfers Out-Department Wide	-	-	-	-	0%	100%
Transfers Out-COVID-19	-	-	-	-	0%	0%
Transfers Out-Star Reimagined	-	-	-	-	0%	0%
Transfers Out-La Porte	-	-	-	-	0%	0%
Transfers Out-Facilities	-	-	-	-	0%	0%
Total Other Uses:	4,400,762	2,233,513	-	2,167,249	51%	83%
Total Expenditures & Other Uses:	71,021,796	45,609,885	1,581,838	23,830,073	66%	70%
Excess/(Deficiency) Estimated Revenues						
Over/(Under) Expenditures:	(1,320,319)	17,001,630				
Beginning Fund Balance-September 1st:	25,698,566	25,698,566				
Estimated Fund Balance:	\$ 24,378,247	\$ 42,700,196				

Financial Strength Indicator: Fund Balance to GF Expenditures

$$\frac{\text{Unassigned Fund Balance}}{\text{Total General Fund Expenditures}} = \frac{16,391,970}{45,609,885} = \mathbf{35.94\%}$$

HARRIS COUNTY DEPARTMENT OF EDUCATION

INTERIM FINANCIAL REPORTS (Unaudited)

SPECIAL REVENUE FUNDS 200-499 BUDGET SUMMARY REPORT

Fiscal year to date: May 31, 2024

Schedule 4 - SR Budget
Summary

	BUDGET	YTD REVENUES		VARIANCE	FY 23-24 % BUDGET REALIZED	FY 22-23 % BUDGET REALIZED
EST REV & OTHER RESOURCES						
Estimated Revenues						
Local Program Revenues	\$ 8,522,379	\$ 3,838,194		\$ 4,684,185	45%	38%
State Program Revenues						0%
* Federal Program Revenues	39,417,406	22,055,960		17,361,446	56%	45%
Total Estimated Revenues:	47,939,785	25,894,154		22,045,631	54%	44%
Other Resources						
Transfer In-CASE After School Program	550,787	-		550,787	0%	3%
Transfer In-Adult Ed	-	-		-	0%	0%
Transfer In-HeadStart	500,000	-		500,000	0%	74%
Transfer In-Star Reimagined	-	-		-	0%	0%
Total Other Resources:	1,050,787	-		1,050,787	0%	37%
Total Est Rev & Other Resources:	\$ 48,990,572	\$ 25,894,154		\$ 23,096,418	53%	44%
	BUDGET	YTD EXPENDITURE	ENCUM- BRANCES	VARIANCE	FY 23-24 % BUDGET USED	FY 22-23 % BUDGET USED
EXPENDITURES & OTHER USES						
Administration						
Your Voice Matters Project 4644	182,964	32,766	-	150,198	18%	0%
Your Voice Matters Proj In Kind 4694	15,100	4,134	-	10,966	27%	0%
Total Administration:	198,064	36,899	-	161,165	19%	
Adult Education Program						
Fed Dist Learning 2213						0%
CDBG AEL Grant 2224						0%
Fed TANF 2234						0%
Fed TANF 2235						0%
Fed ABE Regular 2304	3,266,938	3,145,278	94,152	27,508	99%	0%
Fed ABE Regular 2305	150,000	-	-	150,000	0%	0%
Fed ABE EL/Civics 2344	358,379	235,363	9,546	113,470	68%	0%
Fed ABE EL/Civics 2345						0%
Employer Engagement 2372	80,084	79,944	-	140	100%	66%
Family Math Literacy Initiative - 2383	92,964	37,718	-	55,246	41%	60%
Access Grant - 4323	219,670	84,905	-	134,765	39%	10%
Access Grant - 4324	237,918	67,390	-	170,528	28%	0%
Loc AdultEd Grant - 4984	1,108	-	-	1,108	0%	0%
Total Adult Education Program:	4,407,061	3,650,598	103,698	652,766	85%	59%
Schools						
ABS East	-	-	-	-	0%	0%
ABS West	3,000	-	-	3,000	0%	0%
Highpoint	-	-	-	-	0%	0%
Total Schools:	3,000	-	-	3,000	0%	0%
Disaster Recovery						
COVID-19	-	(140)	-	140	0%	94%
Total Disaster Recovery:	-	(140)	-	140	0%	94%

HARRIS COUNTY DEPARTMENT OF EDUCATION

Schedule 4 - SR Budget
Summary

INTERIM FINANCIAL REPORTS (Unaudited)

SPECIAL REVENUE FUNDS 200-499 BUDGET SUMMARY REPORT

Fiscal year to date: May 31, 2024

	BUDGET	YTD EXPENDITURE	ENCUM- BRANCES	VARIANCE	FY 23-24 % BUDGET USED	FY 22-23 % BUDGET USED
EXPENDITURES & OTHER USES						
Facilities						
Local Grants	\$ -	\$ -	\$ -	\$ -	0%	83%
Total Facilities:	-	-	-	-	0%	83%
The Center for Afterschool, Summer, and Expanded Learning						
Fed/Local After School Partnership - 2883	1,468,584	703,407	164,248	600,929	59%	28%
Fed/Local After School Partnership - 2884	2,304,173	670,538	398,611	1,235,025	46%	0%
Fed 21st Century CLC-Cycle XII - 2644	1,955,438	488,623	950,212	516,603	74%	0%
Fed 21st Century CLC-Cycle XI - 2654	1,593,895	1,119,155	429,460	45,281	97%	0%
Fed 21st Century CLC-Cycle XI - 2655	200,000	-	-	200,000	0%	0%
Fed 21st Century CLC-Cycle X - 2684	-	-	-	-	0%	0%
TCEQ Engaging Diverse Communities – 2242	42,193	11,374	30,808	10	100%	100%
Every Hour Counts - 4622	20,616	20,616	-	-	100%	48%
Loc Houston Endowment - 4633						17%
Loc Houston Endowment - 4634	336,333	58,249	13,152	264,932	21%	0%
Loc COH Connections Program - 4674	770,000	512,340	135,948	121,712	84%	0%
Loc Ecobot	17,930	6,968	8,358	2,603	85%	2%
County Connections - 4683	186,429	93,527	-	92,902	50%	0%
County Connections - 4684	1,665,300	65,849	1,354	1,598,097	4%	0%
Total The Center for Afterschool, Summer,	10,560,891	3,750,647	2,132,150	4,678,094	56%	28%
Head Start						
Fed Head Start - 2053	5,205,673	3,863,132	-	1,342,541	74%	51%
Fed Head Start - 2054	9,800,000	5,305,995	1,116,295	3,377,710	66%	0%
Fed Head Start Training Funds - 2063	37,219	16,953	-	20,266	46%	62%
Fed Head Start Training Funds - 2064	115,000	19,592	7,239	88,169	23%	0%
2022 Head Start Care Relief - 2122	2,353,912	1,946,538	-	407,374	83%	43%
Fed Early Head Start-Operations-2153	1,329,593	752	-	1,328,841	0%	71%
Fed Early Head Start-Operations-2154	4,630,462	2,497,522	347,762	1,785,178	61%	0%
Fed Early Head Start-T&TA-2163	60,438	6,176	-	54,262	10%	35%
Fed Early Head Start-T&TA-2164	97,813	9,980	9,885	77,949	20%	0%
Loc Early Head Start In-Kind - 4753	-	-	-	-	0%	65%
Loc Early Head Start In-Kind - 4754	160,000	135,450	-	24,550	85%	0%
Loc Head Start In-Kind Matching - 4793	1,000,057	1,307,628	-	(307,571)	131%	10%
Loc Head Start In-Kind Matching - 4794	3,208,000	1,460,397	475	1,747,128	46%	0%
Loc Head Start Hogg Foundation - 4963						18%
Loc Head Start Hogg Foundation - 4964	7,273	2,977	3,884	412	94%	0%
Head Start Other Local Grants - 4984	417,036	117,582	118,592	180,861	57%	0%
Fed Head Start - Coolwood - 2091	4,671,454	3,299,663	1,364,403	7,388	100%	99%
Fed Early Head Start - Startup - 2143	510,331	157,121	-	353,210	31%	96%
Coolwood Acquisition & Construction - 2181	136,150	-	-	136,150	0%	0%
Hogg Grant - Mental Health - 4952						0%
Total Head Start:	33,740,411	20,147,459	2,968,535	10,624,416	69%	62%

HARRIS COUNTY DEPARTMENT OF EDUCATION

INTERIM FINANCIAL REPORTS (Unaudited)

SPECIAL REVENUE FUNDS 200-499 BUDGET SUMMARY REPORT

Fiscal year to date: May 31, 2024

Schedule 4 - SR Budget
Summary

	BUDGET	YTD EXPENDITURE	ENCUM- BRANCES	VARIANCE	FY 23-24 % BUDGET USED	FY 22-23 % BUDGET USED
<u>EXPENDITURES & OTHER USES</u>						
Center for Educator Success						
Texas Council for Developmental Disabilities	\$ 7,500	\$ -	\$ -	\$ 7,500	0%	90%
TCEQ/Audubon	-	-	-	-	0%	100%
Local Grants	-	-	-	-	0%	0%
DCF-EPP	73,645	-	1,668	71,977	2%	46%
Total Center for Educator Success:	81,145	-	1,668	79,477	2%	72%
Total Expenditures & Other Uses:	\$ 48,990,572	\$ 27,585,463	\$ 5,206,051	\$ 16,199,057	67%	60%
Excess/(Deficiency) Estimated Revenues						
Over/(Under) Expenditures:	\$ -	\$(1,691,309)				

HARRIS COUNTY DEPARTMENT OF EDUCATION
INTERIM FINANCIAL REPORTS (Unaudited)
DEBT SERVICE FUND 599 BUDGET SUMMARY REPORT
Fiscal year to date: May 31, 2024

Schedule 5

	BUDGET	YTD ACTUAL	ENCUM- BRANCES	VARIANCE
<u>FUNDING SOURCES</u>				
Transfer In from General Fund	\$ 3,349,975	\$ 254,400		\$(3,095,575)
Transfer In Debt Service-QZAB	-	1,980,236		1,980,236
Interest Earnings	-	1,611		1,611
Total Funding Sources:	3,349,975	2,236,247		(1,113,728)
<u>EXPENDITURES</u>				
Principal-PFC Bonds	2,486,175	1,450,000	-	1,036,175
Interest-PFC Bonds	-	530,236	-	(530,236)
Interest Expense-QZAB&MTN	1,363,800	254,400	-	1,109,400
Total Expenditures:	3,849,975	2,234,636	-	1,615,339
Excess/(Deficiency) Estimated Revenues Over/(Under) Expenditures:	(500,000)	1,611		
Beginning Fund Balance-September 1st:	755,170	755,170		
Estimated Fund Balance:	\$ 255,170	\$ 756,781		

A negative balance in the revenue variance column represents the amount pending to be collected as compared to the budget. A positive balance in the expenditure variance column represents the amount available to spend as compared to the budget.

Efficient Leverage Indicator: Debt to Income Ratio

$$\frac{\text{Annual Principal \& Interest Payments on Term Debt \& Capital Leases}}{\text{General Fund Revenues less Facility Charges}} = \frac{2,234,636}{62,611,515 - 4,986,122} = 3.88\%$$

HARRIS COUNTY DEPARTMENT OF EDUCATION
INTERIM FINANCIAL REPORTS (Unaudited)
CAPITAL PROJECT FUND BUDGET SUMMARY REPORT
Fiscal year to date: May 31, 2024

Schedule 6

	BUDGET	YTD ACTUAL	ENCUM- BRANCES	VARIANCE
<u>REVENUES</u>				
Issuance of Bonds	\$ 10,000,000	\$ -		\$(10,000,000)
Investment Earnings	100,000	493,788		393,788
Transfers In-General Fund	2,000,000	-		(2,000,000)
Misc Revenue	5,000,000	-		(5,000,000)
Other Local Revenues	-	-		-
Maintenance Tax Notes Proceeds	16,313,000	16,536,671		223,671
Total Revenues:	33,413,000	17,030,458		(16,382,542)
<u>EXPENDITURES</u>				
Facilities Construction	48,619,706	8,379,794	10,925,693	29,314,219
Transfers Out to Debt Service Fund	-	1,124	-	(1,124)
Total Expenditures:	48,619,706	8,380,918	10,925,693	29,313,095
Excess/(Deficiency) Estimated Revenues Over/(Under) Expenditures:	(15,206,706)	8,649,541		
Beginning Fund Balance-September 1st:	16,156,473	16,156,473		
Estimated Fund Balance:	\$ 949,767	\$ 24,806,014		

HARRIS COUNTY DEPARTMENT OF EDUCATION
INTERIM FINANCIAL REPORTS (Unaudited)
CHOICE PARTNERS FUND 711 BUDGET SUMMARY REPORT
Fiscal year to date: May 31, 2024

Schedule 7

	BUDGET	YTD ACTUAL	ENCUM- BRANCES	VARIANCE
<u>REVENUES</u>				
5720-Local Revenue - School Districts	\$ 6,864,619	\$ 8,250,528		\$ 1,385,909
5740-Local Revenue - Other	32,000	45,000		13,000
Total Revenues:	6,896,619	8,295,528		1,398,909
<u>EXPENDITURES</u>				
6100-Payroll Costs	1,856,513	1,380,828	-	475,685
6200-Contracted Services	737,631	335,169	231,405	171,057
6300-Supplies and Materials	118,620	53,028	10,859	54,733
6400-Miscellaneous Operating Costs	1,189,186	283,684	38,836	866,666
8900-Transfers Out	4,494,669	6,242,820	-	(1,748,151)
Total Expenditures:	8,396,619	8,295,528	281,100	(180,009)
Excess/(Deficiency) Estimated Revenues Over/(Under) Expenditures:	(1,500,000)	-		
Beginning Fund Balance-September 1st:	1,753,271	1,753,271		
Estimated Fund Balance:	\$ 253,271	\$ 1,753,271		

A negative balance in the revenue variance column represents the amount pending to be collected as compared to the budget. A positive balance in the expenditure variance column represents the amount available to spend as compared to the budget.

HARRIS COUNTY DEPARTMENT OF EDUCATION

Schedule 8

INTERIM FINANCIAL REPORTS (Unaudited)**WORKERS COMPENSATION FUND 753 BUDGET SUMMARY REPORT**

Fiscal year to date: May 31, 2024

	BUDGET	YTD ACTUAL	ENCUM- BRANCES	VARIANCE
<u>REVENUES</u>				
Revenues	\$ 450,000	\$ 383,906		\$(66,094)
Total Revenues:	450,000	383,906		(66,094)
<u>EXPENDITURES</u>				
6400-Misc Operating Costs	450,000	445,513	-	4,487
Total Expenditures:	450,000	445,513	-	4,487
Excess/(Deficiency) Estimated Revenues Over/(Under) Expenditures:	-	(61,607)		
Beginning Fund Balance-September 1st:	1,350,878	1,350,878		
Estimated Fund Balance:	<u>\$ 1,350,878</u>	<u>\$ 1,289,271</u>		

A negative balance in the revenue variance column represents the amount pending to be collected as compared to the budget. A positive balance in the expenditure variance column represents the amount available to spend as compared to the budget.

HARRIS COUNTY DEPARTMENT OF EDUCATION
INTERIM FINANCIAL REPORTS (Unaudited)
INTERNAL SERVICE FUND 799 BUDGET SUMMARY REPORT
Fiscal year to date: May 31, 2024

Schedule 9

	BUDGET	YTD ACTUAL	ENCUM- BRANCES	VARIANCE
<u>REVENUES</u>				
Interdepartmental Revenues	\$ 6,705,121	\$ 4,986,122		\$(1,718,999)
Total Revenues:	6,705,121	4,986,122		(1,718,999)
<u>EXPENDITURES</u>				
6100-Payroll Costs	3,229,741	2,486,304	-	743,437
6200-Contracted Services	1,880,737	1,060,071	703,102	117,564
6300-Supplies and Materials	361,989	241,523	45,253	75,213
6400-Miscellaneous Operating Costs	1,232,654	1,198,224	8,100	26,330
6600-Capital Assets	-	-	-	-
Total Expenditures:	6,705,121	4,986,122	756,455	962,544
Excess/(Deficiency) Estimated Revenues Over/(Under) Expenditures:	-	-		
Beginning Fund Balance-September 1st:	-	-		
Estimated Fund Balance:	\$ -	\$ -		

A negative balance in the revenue variance column represents the amount pending to be collected as compared to the budget. A positive balance in the expenditure variance column represents the amount available to spend as compared to the budget.

HARRIS COUNTY DEPARTMENT OF EDUCATION
INTERIM FINANCIAL REPORTS (Unaudited)
TRUST & AGENCY FUNDS 800-840 BUDGET SUMMARY REPORT
Fiscal year to date: May 31, 2024

Schedule 10

	TOTAL
Revenues	<u>\$ 6,171</u>
Expenditures	<u>637</u>
Revenues Over/(Under) Expenditures:	<u>\$ 5,534</u>
Beginning Fund Balance-September 1st:	<u>-</u>
Estimated Fund Balance:	<u><u>\$ 5,534</u></u>

Revenues and Expenditures are reclassified to the balance sheet at the year end

HARRIS COUNTY DEPARTMENT OF EDUCATION

Schedule 11

INTERIM FINANCIAL REPORTS (Unaudited)**LOCAL CONSTRUCTION PROJECTS-BM '087' BUDGET SUMMARY REPORT**

Fiscal year to date: May 31, 2024

	BUDGET	YTD ACTUAL	ENCUM- BRANCES	VARIANCE
<u>EXPENDITURES</u>				
ABS East	\$ 860	\$ -	\$ 856	\$ 4
Head Start	2,866,173	406,029	784,980	1,675,164
Facilities - Central Support	128,768	87,975	16,159	24,634
Total Expenditures:	2,995,801	494,004	801,995	1,699,802
Excess/(Deficiency) Estimated Revenues				
Over/(Under) Expenditures:	(2,995,801)	(494,004)		
Beginning Fund Balance-September 1st:	3,250,965	3,250,965		
Estimated Fund Balance:	\$ 255,164	\$ 2,756,961		

Capital Projects Fund 695 - Local Construction

HARRIS COUNTY DEPARTMENT OF EDUCATION

Schedule 12

INTERIM FINANCIAL REPORTS (Unaudited)**GENERAL FUNDS DETAIL BY DIVISION****ACTUALS AND ENCUMBRANCES-CURRENT YEAR V. PRIOR YEAR**

Fiscal year to date: May 31, 2024

Adult Education-Local			
	CURRENT YEAR- BUDGET	CURRENT YEAR- ACTUAL REV, EXP AND ENC	PRIOR YEAR- ACTUAL REV, EXP & ENC
<u>REVENUES & OTHER RESOURCES</u>			
Revenues			
Customer Fees/Charges	\$ -	\$ -	\$ -
Local Property Tax Rev-Current	317,746	209,380	-
Local Property Tax Rev-Del, P&I	-	-	-
Investment Earnings	-	-	-
Insurance Recovery	-	-	-
FSP-Compensation	-	-	-
TEA-State Health Ins-Employee Portion	-	-	-
Local Grants	-	-	-
Other Local Revenues	-	-	-
Miscellaneous Revenues	-	-	-
Indirect Cost Rev-Local Grants	-	-	-
Indirect Cost Rev-State	-	-	-
Indirect Cost Rev-Federal Grants	225,864	204,807	62,474
Total Revenues:	\$ 543,610	\$ 414,187	\$ 62,474
Other Resources			
Local HCTO Tax Collection Fees	-	-	-
State TRS Matching	-	-	-
Transfers In-Choice Partners	-	-	-
Total Other Resources:	\$ -	\$ -	\$ -
Total Revenues & Other Resources:	\$ 543,610	\$ 414,187	\$ 62,474
<u>EXPENDITURES & OTHER USES</u>			
Expenditures & Encumbrances			
Payroll Costs	14,064	16,753	-
Contracted & Professional Services	2,404	3,261	1,925
Supplies & Materials	3,604	1,913	1,128
Other Operating Costs	523,538	392,261	59,421
Debt Services	-	-	-
Capital Outlay	-	-	-
Total Expenditures & Encumbrances:	\$ 543,610	\$ 414,187	\$ 62,474
Other Uses			
Transfers Out-Special Revenue Funds	-	-	-
Transfers Out-Head Start Fund 205	-	-	-
Transfers Out-Head Start Fund 289	-	-	-
Transfers Out-Debt Service	-	-	-
Transfers Out-PFC Fund	-	-	-
Transfers Out-Department Wide	-	-	-
Transfers Out-COVID-19	-	-	-
Transfers Out-Star Reimagined	-	-	-
Total Other Uses:	\$ -	\$ -	\$ -
Total Expenditures & Other Uses:	\$ 543,610	\$ 414,187	\$ 62,474
Revenue Over/(Under) Expenditures:	\$ -	\$ -	\$ -

HARRIS COUNTY DEPARTMENT OF EDUCATION

Schedule 12

INTERIM FINANCIAL REPORTS (Unaudited)**GENERAL FUNDS DETAIL BY DIVISION****ACTUALS AND ENCUMBRANCES-CURRENT YEAR V. PRIOR YEAR**

Fiscal year to date: May 31, 2024

Assistant Superintendent-Academic Support

	CURRENT YEAR- BUDGET	CURRENT YEAR- ACTUAL REV, EXP AND ENC	PRIOR YEAR- ACTUAL REV, EXP & ENC
<u>REVENUES & OTHER RESOURCES</u>			
Revenues			
Customer Fees/Charges	\$ -	\$ -	\$ -
Local Property Tax Rev-Current	371,922	271,674	265,068
Local Property Tax Rev-Del, P&I	-	-	-
Investment Earnings	-	-	-
Insurance Recovery	-	-	-
FSP-Compensation	-	-	-
TEA-State Health Ins-Employee Portion	-	-	-
Local Grants	-	-	-
Other Local Revenues	-	-	-
Miscellaneous Revenues	-	-	-
Indirect Cost Rev-Local Grants	-	-	-
Indirect Cost Rev-State	-	-	-
Indirect Cost Rev-Federal Grants	-	-	-
Total Revenues:	\$ 371,922	\$ 271,674	\$ 265,068
Other Resources			
Local HCTO Tax Collection Fees	-	-	-
State TRS Matching	-	-	-
Transfers In-Choice Partners	-	-	-
Total Other Resources:	\$ -	\$ -	\$ -
Total Revenues & Other Resources:	\$ 371,922	\$ 271,674	\$ 265,068
<u>EXPENDITURES & OTHER USES</u>			
Expenditures & Encumbrances			
Payroll Costs	331,597	248,774	240,159
Contracted & Professional Services	960	915	457
Supplies & Materials	7,237	5,887	668
Other Operating Costs	32,128	16,479	23,784
Debt Services	-	-	-
Capital Outlay	-	-	-
Total Expenditures & Encumbrances:	\$ 371,922	\$ 272,055	\$ 265,068
Other Uses			
Transfers Out-Special Revenue Funds	-	-	-
Transfers Out-Head Start Fund 205	-	-	-
Transfers Out-Head Start Fund 289	-	-	-
Transfers Out-Debt Service	-	-	-
Transfers Out-PFC Fund	-	-	-
Transfers Out-Department Wide	-	-	-
Transfers Out-COVID-19	-	-	-
Transfers Out-Star Reimagined	-	-	-
Total Other Uses:	\$ -	\$ -	\$ -
Total Expenditures & Other Uses:	\$ 371,922	\$ 272,055	\$ 265,068
Revenue Over/(Under) Expenditures:	\$ -	\$(381)	\$ -

HARRIS COUNTY DEPARTMENT OF EDUCATION

Schedule 12

INTERIM FINANCIAL REPORTS (Unaudited)**GENERAL FUNDS DETAIL BY DIVISION****ACTUALS AND ENCUMBRANCES-CURRENT YEAR V. PRIOR YEAR**

Fiscal year to date: May 31, 2024

Asst Supt-Education and Enrichment

	CURRENT YEAR- BUDGET	CURRENT YEAR- ACTUAL REV, EXP AND ENC	PRIOR YEAR- ACTUAL REV, EXP & ENC
<u>REVENUES & OTHER RESOURCES</u>			
Revenues			
Customer Fees/Charges	\$ -	\$ -	\$ -
Local Property Tax Rev-Current	345,199	258,352	259,142
Local Property Tax Rev-Del, P&I	-	-	-
Investment Earnings	-	-	-
Insurance Recovery	-	-	-
FSP-Compensation	-	-	-
TEA-State Health Ins-Employee Portion	-	-	-
Local Grants	-	-	-
Other Local Revenues	-	-	-
Miscellaneous Revenues	-	-	-
Indirect Cost Rev-Local Grants	-	-	-
Indirect Cost Rev-State	-	-	-
Indirect Cost Rev-Federal Grants	-	-	-
Total Revenues:	\$ 345,199	\$ 258,352	\$ 259,142
Other Resources			
Local HCTO Tax Collection Fees	-	-	-
State TRS Matching	-	-	-
Transfers In-Choice Partners	-	-	-
Total Other Resources:	\$ -	\$ -	\$ -
Total Revenues & Other Resources:	\$ 345,199	\$ 258,352	\$ 259,142
<u>EXPENDITURES & OTHER USES</u>			
Expenditures & Encumbrances			
Payroll Costs	310,823	231,674	232,018
Contracted & Professional Services	2,034	1,934	1,786
Supplies & Materials	4,322	4,059	2,376
Other Operating Costs	28,020	21,898	23,631
Debt Services	-	-	-
Capital Outlay	-	-	-
Total Expenditures & Encumbrances:	\$ 345,199	\$ 259,566	\$ 259,810
Other Uses			
Transfers Out-Special Revenue Funds	-	-	-
Transfers Out-Head Start Fund 205	-	-	-
Transfers Out-Head Start Fund 289	-	-	-
Transfers Out-Debt Service	-	-	-
Transfers Out-PFC Fund	-	-	-
Transfers Out-Department Wide	-	-	-
Transfers Out-COVID-19	-	-	-
Transfers Out-Star Reimagined	-	-	-
Total Other Uses:	\$ -	\$ -	\$ -
Total Expenditures & Other Uses:	\$ 345,199	\$ 259,566	\$ 259,810
Revenue Over/(Under) Expenditures:	\$ -	\$(1,214)	\$(668)

HARRIS COUNTY DEPARTMENT OF EDUCATION

Schedule 12

INTERIM FINANCIAL REPORTS (Unaudited)**GENERAL FUNDS DETAIL BY DIVISION****ACTUALS AND ENCUMBRANCES-CURRENT YEAR V. PRIOR YEAR**

Fiscal year to date: May 31, 2024

Board of Trustees			
	CURRENT YEAR- BUDGET	CURRENT YEAR- ACTUAL REV, EXP AND ENC	PRIOR YEAR- ACTUAL REV, EXP & ENC
<u>REVENUES & OTHER RESOURCES</u>			
Revenues			
Customer Fees/Charges	\$ -	\$ -	\$ -
Local Property Tax Rev-Current	210,130	136,713	126,325
Local Property Tax Rev-Del, P&I	-	-	-
Investment Earnings	-	-	-
Insurance Recovery	-	-	-
FSP-Compensation	-	-	-
TEA-State Health Ins-Employee Portion	-	-	-
Local Grants	-	-	-
Other Local Revenues	-	-	-
Miscellaneous Revenues	-	-	-
Indirect Cost Rev-Local Grants	-	-	-
Indirect Cost Rev-State	-	-	-
Indirect Cost Rev-Federal Grants	-	-	-
Total Revenues:	\$ 210,130	\$ 136,713	\$ 126,325
Other Resources			
Local HCTO Tax Collection Fees	-	-	-
State TRS Matching	-	-	-
Transfers In-Choice Partners	-	-	-
Total Other Resources:	\$ -	\$ -	\$ -
Total Revenues & Other Resources:	\$ 210,130	\$ 136,713	\$ 126,325
<u>EXPENDITURES & OTHER USES</u>			
Expenditures & Encumbrances			
Payroll Costs	69,422	52,687	47,736
Contracted & Professional Services	30,262	27,973	12,394
Supplies & Materials	13,280	11,199	5,354
Other Operating Costs	97,166	45,956	60,841
Debt Services	-	-	-
Capital Outlay	-	-	-
Total Expenditures & Encumbrances:	\$ 210,130	\$ 137,815	\$ 126,325
Other Uses			
Transfers Out-Special Revenue Funds	-	-	-
Transfers Out-Head Start Fund 205	-	-	-
Transfers Out-Head Start Fund 289	-	-	-
Transfers Out-Debt Service	-	-	-
Transfers Out-PFC Fund	-	-	-
Transfers Out-Department Wide	-	-	-
Transfers Out-COVID-19	-	-	-
Transfers Out-Star Reimagined	-	-	-
Total Other Uses:	\$ -	\$ -	\$ -
Total Expenditures & Other Uses:	\$ 210,130	\$ 137,815	\$ 126,325
Revenue Over/(Under) Expenditures:	\$ -	\$(1,102)	\$ -

HARRIS COUNTY DEPARTMENT OF EDUCATION

Schedule 12

INTERIM FINANCIAL REPORTS (Unaudited)**GENERAL FUNDS DETAIL BY DIVISION****ACTUALS AND ENCUMBRANCES-CURRENT YEAR V. PRIOR YEAR**

Fiscal year to date: May 31, 2024

COVID-19 Disaster Recovery

	CURRENT YEAR- BUDGET	CURRENT YEAR- ACTUAL REV, EXP AND ENC	PRIOR YEAR- ACTUAL REV, EXP & ENC
<u>REVENUES & OTHER RESOURCES</u>			
Revenues			
Customer Fees/Charges	\$ -	\$ -	\$ -
Local Property Tax Rev-Current	-	-	-
Local Property Tax Rev-Del, P&I	-	-	-
Investment Earnings	-	-	-
Insurance Recovery	-	-	-
FSP-Compensation	-	-	-
TEA-State Health Ins-Employee Portion	-	-	-
Local Grants	-	-	-
Other Local Revenues	-	-	-
Miscellaneous Revenues	-	-	-
Indirect Cost Rev-Local Grants	-	-	-
Indirect Cost Rev-State	-	-	-
Indirect Cost Rev-Federal Grants	-	-	-
Total Revenues:	<u>\$ -</u>	<u>\$ -</u>	<u>\$ -</u>
Other Resources			
Local HCTO Tax Collection Fees	-	-	-
State TRS Matching	-	-	-
Transfers In-Choice Partners	-	-	-
Total Other Resources:	<u>\$ -</u>	<u>\$ -</u>	<u>\$ -</u>
Total Revenues & Other Resources:	<u>\$ -</u>	<u>\$ -</u>	<u>\$ -</u>
<u>EXPENDITURES & OTHER USES</u>			
Expenditures & Encumbrances			
Payroll Costs	-	-	-
Contracted & Professional Services	-	-	-
Supplies & Materials	-	-	-
Other Operating Costs	-	-	-
Debt Services	-	-	-
Capital Outlay	-	-	-
Total Expenditures & Encumbrances:	<u>\$ -</u>	<u>\$ -</u>	<u>\$ -</u>
Other Uses			
Transfers Out-Special Revenue Funds	-	-	-
Transfers Out-Head Start Fund 205	-	-	-
Transfers Out-Head Start Fund 289	-	-	-
Transfers Out-Debt Service	-	-	-
Transfers Out-PFC Fund	-	-	-
Transfers Out-Department Wide	-	-	-
Transfers Out-COVID-19	-	-	-
Transfers Out-Star Reimagined	-	-	-
Total Other Uses:	<u>\$ -</u>	<u>\$ -</u>	<u>\$ -</u>
Total Expenditures & Other Uses:	<u>\$ -</u>	<u>\$ -</u>	<u>\$ -</u>
Revenue Over/(Under) Expenditures:	<u>\$ -</u>	<u>\$ -</u>	<u>\$ -</u>

HARRIS COUNTY DEPARTMENT OF EDUCATION

Schedule 12

INTERIM FINANCIAL REPORTS (Unaudited)**GENERAL FUNDS DETAIL BY DIVISION****ACTUALS AND ENCUMBRANCES-CURRENT YEAR V. PRIOR YEAR**

Fiscal year to date: May 31, 2024

Business Support Services			
	CURRENT YEAR- BUDGET	CURRENT YEAR- ACTUAL REV, EXP AND ENC	PRIOR YEAR- ACTUAL REV, EXP & ENC
<u>REVENUES & OTHER RESOURCES</u>			
Revenues			
Customer Fees/Charges	\$ 320,000	\$ 323,729	\$ 91,983
Local Property Tax Rev-Current	1,680,110	823,916	820,481
Local Property Tax Rev-Del, P&I	-	-	-
Investment Earnings	-	-	-
Insurance Recovery	-	-	-
FSP-Compensation	-	-	-
TEA-State Health Ins-Employee Portion	-	-	-
Local Grants	-	-	-
Other Local Revenues	-	8,825	-
Miscellaneous Revenues	-	-	-
Indirect Cost Rev-Local Grants	-	-	-
Indirect Cost Rev-State	-	-	-
Indirect Cost Rev-Federal Grants	393,125	396,025	421,720
Total Revenues:	\$ 2,393,235	\$ 1,552,494	\$ 1,334,184
Other Resources			
Local HCTO Tax Collection Fees	-	-	-
State TRS Matching	-	-	-
Transfers In-Choice Partners	-	-	-
Total Other Resources:	\$ -	\$ -	\$ -
Total Revenues & Other Resources:	\$ 2,393,235	\$ 1,552,494	\$ 1,334,184
<u>EXPENDITURES & OTHER USES</u>			
Expenditures & Encumbrances			
Payroll Costs	1,687,362	1,127,185	1,024,818
Contracted & Professional Services	528,989	484,583	262,264
Supplies & Materials	49,961	24,658	52,887
Other Operating Costs	126,923	92,514	72,736
Debt Services	-	-	-
Capital Outlay	-	-	-
Total Expenditures & Encumbrances:	\$ 2,393,235	\$ 1,728,940	\$ 1,412,705
Other Uses			
Transfers Out-Special Revenue Funds	-	-	-
Transfers Out-Head Start Fund 205	-	-	-
Transfers Out-Head Start Fund 289	-	-	-
Transfers Out-Debt Service	-	-	-
Transfers Out-PFC Fund	-	-	-
Transfers Out-Department Wide	-	-	-
Transfers Out-COVID-19	-	-	-
Transfers Out-Star Reimagined	-	-	-
Total Other Uses:	\$ -	\$ -	\$ -
Total Expenditures & Other Uses:	\$ 2,393,235	\$ 1,728,940	\$ 1,412,705
Revenue Over/(Under) Expenditures:	\$ -	\$(176,446)	\$(78,521)

HARRIS COUNTY DEPARTMENT OF EDUCATION

Schedule 12

INTERIM FINANCIAL REPORTS (Unaudited)**GENERAL FUNDS DETAIL BY DIVISION****ACTUALS AND ENCUMBRANCES-CURRENT YEAR V. PRIOR YEAR**

Fiscal year to date: May 31, 2024

Center for Educator Success			
	CURRENT YEAR- BUDGET	CURRENT YEAR- ACTUAL REV, EXP AND ENC	PRIOR YEAR- ACTUAL REV, EXP & ENC
<u>REVENUES & OTHER RESOURCES</u>			
Revenues			
Customer Fees/Charges	\$ 819,924	\$ 263,352	\$ 249,121
Local Property Tax Rev-Current	1,932,251	1,197,210	1,145,869
Local Property Tax Rev-Del, P&I	-	-	-
Investment Earnings	-	-	-
Insurance Recovery	-	-	-
FSP-Compensation	-	-	-
TEA-State Health Ins-Employee Portion	-	-	-
Local Grants	-	-	-
Other Local Revenues	-	-	5,000
Miscellaneous Revenues	-	-	-
Indirect Cost Rev-Local Grants	-	-	-
Indirect Cost Rev-State	-	-	-
Indirect Cost Rev-Federal Grants	-	-	-
Total Revenues:	\$ 2,752,175	\$ 1,460,562	\$ 1,399,990
Other Resources			
Local HCTO Tax Collection Fees	-	-	-
State TRS Matching	-	-	-
Transfers In-Choice Partners	-	-	-
Total Other Resources:	\$ -	\$ -	\$ -
Total Revenues & Other Resources:	\$ 2,752,175	\$ 1,460,562	\$ 1,399,990
<u>EXPENDITURES & OTHER USES</u>			
Expenditures & Encumbrances			
Payroll Costs	1,890,886	1,211,971	1,090,992
Contracted & Professional Services	344,256	83,739	159,833
Supplies & Materials	164,902	36,338	40,034
Other Operating Costs	352,131	160,411	171,057
Debt Services	-	-	-
Capital Outlay	-	-	-
Total Expenditures & Encumbrances:	\$ 2,752,175	\$ 1,492,460	\$ 1,461,915
Other Uses			
Transfers Out-Special Revenue Funds	-	-	-
Transfers Out-Head Start Fund 205	-	-	-
Transfers Out-Head Start Fund 289	-	-	-
Transfers Out-Debt Service	-	-	-
Transfers Out-PFC Fund	-	-	-
Transfers Out-Department Wide	-	-	-
Transfers Out-COVID-19	-	-	-
Transfers Out-Star Reimagined	-	-	-
Total Other Uses:	\$ -	\$ -	\$ -
Total Expenditures & Other Uses:	\$ 2,752,175	\$ 1,492,460	\$ 1,461,915
Revenue Over/(Under) Expenditures:	\$ -	\$(31,898)	\$(61,925)

HARRIS COUNTY DEPARTMENT OF EDUCATION

Schedule 12

INTERIM FINANCIAL REPORTS (Unaudited)**GENERAL FUNDS DETAIL BY DIVISION****ACTUALS AND ENCUMBRANCES-CURRENT YEAR V. PRIOR YEAR**

Fiscal year to date: May 31, 2024

Center for Safe & Secure Schools

	CURRENT YEAR- BUDGET	CURRENT YEAR- ACTUAL REV, EXP AND ENC	PRIOR YEAR- ACTUAL REV, EXP & ENC
<u>REVENUES & OTHER RESOURCES</u>			
Revenues			
Customer Fees/Charges	\$ 460,000	\$ 177,934	\$ 508,168
Local Property Tax Rev-Current	646,363	496,023	160,591
Local Property Tax Rev-Del, P&I	-	-	-
Investment Earnings	-	-	-
Insurance Recovery	-	-	-
FSP-Compensation	-	-	-
TEA-State Health Ins-Employee Portion	-	-	-
Local Grants	-	-	-
Other Local Revenues	-	-	-
Miscellaneous Revenues	-	-	-
Indirect Cost Rev-Local Grants	-	-	-
Indirect Cost Rev-State	-	-	-
Indirect Cost Rev-Federal Grants	-	-	-
Total Revenues:	\$ 1,106,363	\$ 673,956	\$ 668,759
Other Resources			
Local HCTO Tax Collection Fees	-	-	-
State TRS Matching	-	-	-
Transfers In-Choice Partners	-	-	-
Total Other Resources:	\$ -	\$ -	\$ -
Total Revenues & Other Resources:	\$ 1,106,363	\$ 673,956	\$ 668,759
<u>EXPENDITURES & OTHER USES</u>			
Expenditures & Encumbrances			
Payroll Costs	826,147	601,908	422,509
Contracted & Professional Services	125,510	8,444	140,617
Supplies & Materials	50,690	7,444	27,453
Other Operating Costs	104,016	60,678	60,892
Debt Services	-	-	-
Capital Outlay	-	-	-
Total Expenditures & Encumbrances:	\$ 1,106,363	\$ 678,474	\$ 651,471
Other Uses			
Transfers Out-Special Revenue Funds	-	-	-
Transfers Out-Head Start Fund 205	-	-	-
Transfers Out-Head Start Fund 289	-	-	-
Transfers Out-Debt Service	-	-	-
Transfers Out-PFC Fund	-	-	-
Transfers Out-Department Wide	-	-	-
Transfers Out-COVID-19	-	-	-
Transfers Out-Star Reimagined	-	-	-
Total Other Uses:	\$ -	\$ -	\$ -
Total Expenditures & Other Uses:	\$ 1,106,363	\$ 678,474	\$ 651,471
Revenue Over/(Under) Expenditures:	\$ -	\$(4,518)	\$ 17,288

HARRIS COUNTY DEPARTMENT OF EDUCATION

Schedule 12

INTERIM FINANCIAL REPORTS (Unaudited)**GENERAL FUNDS DETAIL BY DIVISION****ACTUALS AND ENCUMBRANCES-CURRENT YEAR V. PRIOR YEAR**

Fiscal year to date: May 31, 2024

Communication			
	CURRENT YEAR- BUDGET	CURRENT YEAR- ACTUAL REV, EXP AND ENC	PRIOR YEAR- ACTUAL REV, EXP & ENC
<u>REVENUES & OTHER RESOURCES</u>			
Revenues			
Customer Fees/Charges	\$ -	\$ -	\$ -
Local Property Tax Rev-Current	1,316,158	874,354	719,101
Local Property Tax Rev-Del, P&I	-	-	-
Investment Earnings	-	-	-
Insurance Recovery	-	-	-
FSP-Compensation	-	-	-
TEA-State Health Ins-Employee Portion	-	-	-
Local Grants	-	-	-
Other Local Revenues	-	-	-
Miscellaneous Revenues	-	-	-
Indirect Cost Rev-Local Grants	-	-	-
Indirect Cost Rev-State	-	-	-
Indirect Cost Rev-Federal Grants	-	-	-
Total Revenues:	\$ 1,316,158	\$ 874,354	\$ 719,101
Other Resources			
Local HCTO Tax Collection Fees	-	-	-
State TRS Matching	-	-	-
Transfers In-Choice Partners	-	-	-
Total Other Resources:	\$ -	\$ -	\$ -
Total Revenues & Other Resources:	\$ 1,316,158	\$ 874,354	\$ 719,101
<u>EXPENDITURES & OTHER USES</u>			
Expenditures & Encumbrances			
Payroll Costs	1,098,413	774,047	672,818
Contracted & Professional Services	62,676	35,200	2,130
Supplies & Materials	84,832	56,479	12,736
Other Operating Costs	70,237	40,892	33,211
Debt Services	-	-	-
Capital Outlay	-	-	-
Total Expenditures & Encumbrances:	\$ 1,316,158	\$ 906,618	\$ 720,895
Other Uses			
Transfers Out-Special Revenue Funds	-	-	-
Transfers Out-Head Start Fund 205	-	-	-
Transfers Out-Head Start Fund 289	-	-	-
Transfers Out-Debt Service	-	-	-
Transfers Out-PFC Fund	-	-	-
Transfers Out-Department Wide	-	-	-
Transfers Out-COVID-19	-	-	-
Transfers Out-Star Reimagined	-	-	-
Total Other Uses:	\$ -	\$ -	\$ -
Total Expenditures & Other Uses:	\$ 1,316,158	\$ 906,618	\$ 720,895
Revenue Over/(Under) Expenditures:	\$ -	\$(32,263)	\$(1,794)

HARRIS COUNTY DEPARTMENT OF EDUCATION

Schedule 12

INTERIM FINANCIAL REPORTS (Unaudited)**GENERAL FUNDS DETAIL BY DIVISION****ACTUALS AND ENCUMBRANCES-CURRENT YEAR V. PRIOR YEAR**

Fiscal year to date: May 31, 2024

Client Engagement			
	CURRENT YEAR- BUDGET	CURRENT YEAR- ACTUAL REV, EXP AND ENC	PRIOR YEAR- ACTUAL REV, EXP & ENC
<u>REVENUES & OTHER RESOURCES</u>			
Revenues			
Customer Fees/Charges	\$ -	\$ -	\$ -
Local Property Tax Rev-Current	750,064	503,974	476,240
Local Property Tax Rev-Del, P&I	-	-	-
Investment Earnings	-	-	-
Insurance Recovery	-	-	-
FSP-Compensation	-	-	-
TEA-State Health Ins-Employee Portion	-	-	-
Local Grants	-	-	-
Other Local Revenues	-	-	-
Miscellaneous Revenues	-	-	-
Indirect Cost Rev-Local Grants	-	-	-
Indirect Cost Rev-State	-	-	-
Indirect Cost Rev-Federal Grants	-	-	-
Total Revenues:	\$ 750,064	\$ 503,974	\$ 476,240
Other Resources			
Local HCTO Tax Collection Fees	-	-	-
State TRS Matching	-	-	-
Transfers In-Choice Partners	-	-	-
Total Other Resources:	\$ -	\$ -	\$ -
Total Revenues & Other Resources:	\$ 750,064	\$ 503,974	\$ 476,240
<u>EXPENDITURES & OTHER USES</u>			
Expenditures & Encumbrances			
Payroll Costs	616,601	405,886	375,798
Contracted & Professional Services	9,559	8,503	5,777
Supplies & Materials	18,590	15,195	10,597
Other Operating Costs	105,314	86,825	84,166
Debt Services	-	-	-
Capital Outlay	-	-	-
Total Expenditures & Encumbrances:	\$ 750,064	\$ 516,409	\$ 476,338
Other Uses			
Transfers Out-Special Revenue Funds	-	-	-
Transfers Out-Head Start Fund 205	-	-	-
Transfers Out-Head Start Fund 289	-	-	-
Transfers Out-Debt Service	-	-	-
Transfers Out-PFC Fund	-	-	-
Transfers Out-Department Wide	-	-	-
Transfers Out-COVID-19	-	-	-
Transfers Out-Star Reimagined	-	-	-
Total Other Uses:	\$ -	\$ -	\$ -
Total Expenditures & Other Uses:	\$ 750,064	\$ 516,409	\$ 476,338
Revenue Over/(Under) Expenditures:	\$ -	\$(12,435)	\$(98)

HARRIS COUNTY DEPARTMENT OF EDUCATION

Schedule 12

INTERIM FINANCIAL REPORTS (Unaudited)**GENERAL FUNDS DETAIL BY DIVISION****ACTUALS AND ENCUMBRANCES-CURRENT YEAR V. PRIOR YEAR**

Fiscal year to date: May 31, 2024

Community Engagement			
	CURRENT YEAR- BUDGET	CURRENT YEAR- ACTUAL REV, EXP AND ENC	PRIOR YEAR- ACTUAL REV, EXP & ENC
<u>REVENUES & OTHER RESOURCES</u>			
Revenues			
Customer Fees/Charges	\$ -	\$ -	\$ -
Local Property Tax Rev-Current	149,292	76,949	77,692
Local Property Tax Rev-Del, P&I	-	-	-
Investment Earnings	-	-	-
Insurance Recovery	-	-	-
FSP-Compensation	-	-	-
TEA-State Health Ins-Employee Portion	-	-	-
Local Grants	-	-	-
Other Local Revenues	-	-	-
Miscellaneous Revenues	-	-	-
Indirect Cost Rev-Local Grants	-	-	-
Indirect Cost Rev-State	-	-	-
Indirect Cost Rev-Federal Grants	-	-	-
Total Revenues:	<u>\$ 149,292</u>	<u>\$ 76,949</u>	<u>\$ 77,692</u>
Other Resources			
Local HCTO Tax Collection Fees	-	-	-
State TRS Matching	-	-	-
Transfers In-Choice Partners	-	-	-
Total Other Resources:	<u>\$ -</u>	<u>\$ -</u>	<u>\$ -</u>
Total Revenues & Other Resources:	<u>\$ 149,292</u>	<u>\$ 76,949</u>	<u>\$ 77,692</u>
<u>EXPENDITURES & OTHER USES</u>			
Expenditures & Encumbrances			
Payroll Costs	132,691	74,877	76,720
Contracted & Professional Services	-	-	-
Supplies & Materials	1,500	196	393
Other Operating Costs	15,101	1,876	621
Debt Services	-	-	-
Capital Outlay	-	-	-
Total Expenditures & Encumbrances:	<u>\$ 149,292</u>	<u>\$ 76,949</u>	<u>\$ 77,734</u>
Other Uses			
Transfers Out-Special Revenue Funds	-	-	-
Transfers Out-Head Start Fund 205	-	-	-
Transfers Out-Head Start Fund 289	-	-	-
Transfers Out-Debt Service	-	-	-
Transfers Out-PFC Fund	-	-	-
Transfers Out-Department Wide	-	-	-
Transfers Out-COVID-19	-	-	-
Transfers Out-Star Reimagined	-	-	-
Total Other Uses:	<u>\$ -</u>	<u>\$ -</u>	<u>\$ -</u>
Total Expenditures & Other Uses:	<u>\$ 149,292</u>	<u>\$ 76,949</u>	<u>\$ 77,734</u>
Revenue Over/(Under) Expenditures:	<u>\$ -</u>	<u>\$ -</u>	<u>\$(43)</u>

HARRIS COUNTY DEPARTMENT OF EDUCATION

Schedule 12

INTERIM FINANCIAL REPORTS (Unaudited)**GENERAL FUNDS DETAIL BY DIVISION****ACTUALS AND ENCUMBRANCES-CURRENT YEAR V. PRIOR YEAR**

Fiscal year to date: May 31, 2024

Ctr A/S Summ & Exp Learn			
	CURRENT YEAR- BUDGET	CURRENT YEAR- ACTUAL REV, EXP AND ENC	PRIOR YEAR- ACTUAL REV, EXP & ENC
<u>REVENUES & OTHER RESOURCES</u>			
Revenues			
Customer Fees/Charges	\$ 85,500	\$ 62,963	\$ 30,560
Local Property Tax Rev-Current	827,027	367,358	569,379
Local Property Tax Rev-Del, P&I	-	-	-
Investment Earnings	-	-	-
Insurance Recovery	-	-	-
FSP-Compensation	-	-	-
TEA-State Health Ins-Employee Portion	-	-	-
Local Grants	-	-	-
Other Local Revenues	-	-	-
Miscellaneous Revenues	-	-	-
Indirect Cost Rev-Local Grants	-	-	-
Indirect Cost Rev-State	-	-	-
Indirect Cost Rev-Federal Grants	-	-	-
Total Revenues:	\$ 912,527	\$ 430,321	\$ 599,939
Other Resources			
Local HCTO Tax Collection Fees	-	-	-
State TRS Matching	-	-	-
Transfers In-Choice Partners	-	-	-
Total Other Resources:	\$ -	\$ -	\$ -
Total Revenues & Other Resources:	\$ 912,527	\$ 430,321	\$ 599,939
<u>EXPENDITURES & OTHER USES</u>			
Expenditures & Encumbrances			
Payroll Costs	342,524	215,977	333,468
Contracted & Professional Services	296,649	243,703	264,864
Supplies & Materials	27,832	20,428	5,023
Other Operating Costs	245,522	104,702	80,170
Debt Services	-	-	-
Capital Outlay	-	-	-
Total Expenditures & Encumbrances:	\$ 912,527	\$ 584,810	\$ 683,525
Other Uses			
Transfers Out-Special Revenue Funds	-	-	-
Transfers Out-Head Start Fund 205	-	-	-
Transfers Out-Head Start Fund 289	-	-	-
Transfers Out-Debt Service	-	-	-
Transfers Out-PFC Fund	-	-	-
Transfers Out-Department Wide	-	-	-
Transfers Out-COVID-19	-	-	-
Transfers Out-Star Reimagined	-	-	-
Total Other Uses:	\$ -	\$ -	\$ -
Total Expenditures & Other Uses:	\$ 912,527	\$ 584,810	\$ 683,525
Revenue Over/(Under) Expenditures:	\$ -	\$(154,490)	\$(83,586)

HARRIS COUNTY DEPARTMENT OF EDUCATION

Schedule 12

INTERIM FINANCIAL REPORTS (Unaudited)

GENERAL FUNDS DETAIL BY DIVISION

ACTUALS AND ENCUMBRANCES-CURRENT YEAR V. PRIOR YEAR

Fiscal year to date: May 31, 2024

Department-Wide			
	CURRENT YEAR- BUDGET	CURRENT YEAR- ACTUAL REV, EXP AND ENC	PRIOR YEAR- ACTUAL REV, EXP & ENC
REVENUES & OTHER RESOURCES			
Revenues			
Customer Fees/Charges	\$ -	\$ -	\$ -
Local Property Tax Rev-Current	2,236,275	14,054,404	13,725,119
Local Property Tax Rev-Del, P&I	100,000	(221,919)	(20,911)
Investment Earnings	1,000,000	1,581,307	1,119,181
Insurance Recovery	-	-	-
FSP-Compensation	-	-	-
TEA-State Health Ins-Employee Portion	-	-	-
Local Grants	-	-	-
Other Local Revenues	71,000	23,172	126,261
Miscellaneous Revenues	-	105,071	784
Indirect Cost Rev-Local Grants	1,827	727	(373)
Indirect Cost Rev-State	-	-	-
Indirect Cost Rev-Federal Grants	-	-	-
Total Revenues:	\$ 3,409,102	\$ 15,542,761	\$ 14,950,062
Other Resources			
Local HCTO Tax Collection Fees	-	-	-
State TRS Matching	-	-	-
Transfers In-Choice Partners	4,494,669	6,242,820	3,397,324
Total Other Resources:	\$ 4,494,669	\$ 6,242,820	\$ 3,397,324
Total Revenues & Other Resources:	\$ 7,903,771	\$ 21,785,580	\$ 18,347,386
EXPENDITURES & OTHER USES			
Expenditures & Encumbrances			
Payroll Costs	(1,112,797)	-	-
Contracted & Professional Services	1,964,094	1,488,602	1,637,955
Supplies & Materials	60,377	103,431	63,937
Other Operating Costs	4,085,122	3,351,741	3,489,216
Debt Services	-	-	-
Capital Outlay	-	-	-
Total Expenditures & Encumbrances:	\$ 4,996,796	\$ 4,943,774	\$ 5,191,108
Other Uses			
Transfers Out-Special Revenue Funds	550,787	-	18,141
Transfers Out-Head Start Fund 205	500,000	-	371,743
Transfers Out-Head Start Fund 289	-	-	-
Transfers Out-Debt Service	3,349,975	2,233,513	4,341,212
Transfers Out-PFC Fund	-	-	-
Transfers Out-Department Wide	-	-	1,951,300
Transfers Out-COVID-19	-	-	-
Transfers Out-Star Reimagined	-	-	-
Total Other Uses:	\$ 4,400,762	\$ 2,233,513	\$ 6,682,396
Total Expenditures & Other Uses:	\$ 9,397,558	\$ 7,177,286	\$ 11,873,504
Revenue Over/(Under) Expenditures:	\$ (1,493,787)	\$ 14,608,294	\$ 6,473,881

HARRIS COUNTY DEPARTMENT OF EDUCATION

Schedule 12

INTERIM FINANCIAL REPORTS (Unaudited)**GENERAL FUNDS DETAIL BY DIVISION****ACTUALS AND ENCUMBRANCES-CURRENT YEAR V. PRIOR YEAR**

Fiscal year to date: May 31, 2024

Education Foundation			
	CURRENT YEAR- BUDGET	CURRENT YEAR- ACTUAL REV, EXP AND ENC	PRIOR YEAR- ACTUAL REV, EXP & ENC
<u>REVENUES & OTHER RESOURCES</u>			
Revenues			
Customer Fees/Charges	\$ -	\$ -	\$ -
Local Property Tax Rev-Current	200,000	-	100
Local Property Tax Rev-Del, P&I	-	-	-
Investment Earnings	-	-	-
Insurance Recovery	-	-	-
FSP-Compensation	-	-	-
TEA-State Health Ins-Employee Portion	-	-	-
Local Grants	-	-	-
Other Local Revenues	-	-	-
Miscellaneous Revenues	-	-	-
Indirect Cost Rev-Local Grants	-	-	-
Indirect Cost Rev-State	-	-	-
Indirect Cost Rev-Federal Grants	-	-	-
Total Revenues:	\$ 200,000	\$ -	\$ 100
Other Resources			
Local HCTO Tax Collection Fees	-	-	-
State TRS Matching	-	-	-
Transfers In-Choice Partners	-	-	-
Total Other Resources:	\$ -	\$ -	\$ -
Total Revenues & Other Resources:	\$ 200,000	\$ -	\$ 100
<u>EXPENDITURES & OTHER USES</u>			
Expenditures & Encumbrances			
Payroll Costs	-	-	-
Contracted & Professional Services	50,000	-	450,083
Supplies & Materials	150,000	-	150,000
Other Operating Costs	-	-	-
Debt Services	-	-	-
Capital Outlay	-	-	-
Total Expenditures & Encumbrances:	\$ 200,000	\$ -	\$ 600,083
Other Uses			
Transfers Out-Special Revenue Funds	-	-	-
Transfers Out-Head Start Fund 205	-	-	-
Transfers Out-Head Start Fund 289	-	-	-
Transfers Out-Debt Service	-	-	-
Transfers Out-PFC Fund	-	-	-
Transfers Out-Department Wide	-	-	-
Transfers Out-COVID-19	-	-	-
Transfers Out-Star Reimagined	-	-	-
Total Other Uses:	\$ -	\$ -	\$ -
Total Expenditures & Other Uses:	\$ 200,000	\$ -	\$ 600,083
Revenue Over/(Under) Expenditures:	\$ -	\$ -	\$ (599,982)

HARRIS COUNTY DEPARTMENT OF EDUCATION

Schedule 12

INTERIM FINANCIAL REPORTS (Unaudited)**GENERAL FUNDS DETAIL BY DIVISION****ACTUALS AND ENCUMBRANCES-CURRENT YEAR V. PRIOR YEAR**

Fiscal year to date: May 31, 2024

Equine Enrichment Center			
	CURRENT YEAR- BUDGET	CURRENT YEAR- ACTUAL REV, EXP AND ENC	PRIOR YEAR- ACTUAL REV, EXP & ENC
<u>REVENUES & OTHER RESOURCES</u>			
Revenues			
Customer Fees/Charges	\$ -	\$ -	\$ -
Local Property Tax Rev-Current	-	-	-
Local Property Tax Rev-Del, P&I	-	-	-
Investment Earnings	-	-	-
Insurance Recovery	-	-	-
FSP-Compensation	-	-	-
TEA-State Health Ins-Employee Portion	-	-	-
Local Grants	-	-	-
Other Local Revenues	-	-	-
Miscellaneous Revenues	-	-	-
Indirect Cost Rev-Local Grants	-	-	-
Indirect Cost Rev-State	-	-	-
Indirect Cost Rev-Federal Grants	-	-	-
Total Revenues:	<u>\$ -</u>	<u>\$ -</u>	<u>\$ -</u>
Other Resources			
Local HCTO Tax Collection Fees	-	-	-
State TRS Matching	-	-	-
Transfers In-Choice Partners	-	-	-
Total Other Resources:	<u>\$ -</u>	<u>\$ -</u>	<u>\$ -</u>
Total Revenues & Other Resources:	<u>\$ -</u>	<u>\$ -</u>	<u>\$ -</u>
<u>EXPENDITURES & OTHER USES</u>			
Expenditures & Encumbrances			
Payroll Costs	-	-	-
Contracted & Professional Services	-	-	-
Supplies & Materials	-	-	-
Other Operating Costs	-	-	-
Debt Services	-	-	-
Capital Outlay	-	-	-
Total Expenditures & Encumbrances:	<u>\$ -</u>	<u>\$ -</u>	<u>\$ -</u>
Other Uses			
Transfers Out-Special Revenue Funds	-	-	-
Transfers Out-Head Start Fund 205	-	-	-
Transfers Out-Head Start Fund 289	-	-	-
Transfers Out-Debt Service	-	-	-
Transfers Out-PFC Fund	-	-	-
Transfers Out-Department Wide	-	-	-
Transfers Out-COVID-19	-	-	-
Transfers Out-Star Reimagined	-	-	-
Total Other Uses:	<u>\$ -</u>	<u>\$ -</u>	<u>\$ -</u>
Total Expenditures & Other Uses:	<u>\$ -</u>	<u>\$ -</u>	<u>\$ -</u>
Revenue Over/(Under) Expenditures:	<u>\$ -</u>	<u>\$ -</u>	<u>\$ -</u>

HARRIS COUNTY DEPARTMENT OF EDUCATION

Schedule 12

INTERIM FINANCIAL REPORTS (Unaudited)**GENERAL FUNDS DETAIL BY DIVISION****ACTUALS AND ENCUMBRANCES-CURRENT YEAR V. PRIOR YEAR**

Fiscal year to date: May 31, 2024

Chief of Staff			
	CURRENT YEAR- BUDGET	CURRENT YEAR- ACTUAL REV, EXP AND ENC	PRIOR YEAR- ACTUAL REV, EXP & ENC
<u>REVENUES & OTHER RESOURCES</u>			
Revenues			
Customer Fees/Charges	\$ -	\$ -	\$ -
Local Property Tax Rev-Current	328,763	245,415	239,182
Local Property Tax Rev-Del, P&I	-	-	-
Investment Earnings	-	-	-
Insurance Recovery	-	-	-
FSP-Compensation	-	-	-
TEA-State Health Ins-Employee Portion	-	-	-
Local Grants	-	-	-
Other Local Revenues	-	-	-
Miscellaneous Revenues	-	-	-
Indirect Cost Rev-Local Grants	-	-	-
Indirect Cost Rev-State	-	-	-
Indirect Cost Rev-Federal Grants	-	-	-
Total Revenues:	\$ 328,763	\$ 245,415	\$ 239,182
Other Resources			
Local HCTO Tax Collection Fees	-	-	-
State TRS Matching	-	-	-
Transfers In-Choice Partners	-	-	-
Total Other Resources:	\$ -	\$ -	\$ -
Total Revenues & Other Resources:	\$ 328,763	\$ 245,415	\$ 239,182
<u>EXPENDITURES & OTHER USES</u>			
Expenditures & Encumbrances			
Payroll Costs	317,969	236,360	227,398
Contracted & Professional Services	270	229	457
Supplies & Materials	445	1,530	2,069
Other Operating Costs	10,079	7,332	9,258
Debt Services	-	-	-
Capital Outlay	-	-	-
Total Expenditures & Encumbrances:	\$ 328,763	\$ 245,451	\$ 239,182
Other Uses			
Transfers Out-Special Revenue Funds	-	-	-
Transfers Out-Head Start Fund 205	-	-	-
Transfers Out-Head Start Fund 289	-	-	-
Transfers Out-Debt Service	-	-	-
Transfers Out-PFC Fund	-	-	-
Transfers Out-Department Wide	-	-	-
Transfers Out-COVID-19	-	-	-
Transfers Out-Star Reimagined	-	-	-
Total Other Uses:	\$ -	\$ -	\$ -
Total Expenditures & Other Uses:	\$ 328,763	\$ 245,451	\$ 239,182
Revenue Over/(Under) Expenditures:	\$ -	\$(37)	\$ -

HARRIS COUNTY DEPARTMENT OF EDUCATION

Schedule 12

INTERIM FINANCIAL REPORTS (Unaudited)**GENERAL FUNDS DETAIL BY DIVISION****ACTUALS AND ENCUMBRANCES-CURRENT YEAR V. PRIOR YEAR**

Fiscal year to date: May 31, 2024

Facilities-Choice Partners Cooperative			
	CURRENT YEAR- BUDGET	CURRENT YEAR- ACTUAL REV, EXP AND ENC	PRIOR YEAR- ACTUAL REV, EXP & ENC
<u>REVENUES & OTHER RESOURCES</u>			
Revenues			
Customer Fees/Charges	\$ -	\$ -	\$ -
Local Property Tax Rev-Current	-	-	-
Local Property Tax Rev-Del, P&I	-	-	-
Investment Earnings	-	-	-
Insurance Recovery	-	-	-
FSP-Compensation	-	-	-
TEA-State Health Ins-Employee Portion	-	-	-
Local Grants	-	-	-
Other Local Revenues	-	-	-
Miscellaneous Revenues	-	-	-
Indirect Cost Rev-Local Grants	-	-	-
Indirect Cost Rev-State	-	-	-
Indirect Cost Rev-Federal Grants	-	-	-
Total Revenues:	<u>\$ -</u>	<u>\$ -</u>	<u>\$ -</u>
Other Resources			
Local HCTO Tax Collection Fees	-	-	-
State TRS Matching	-	-	-
Transfers In-Choice Partners	-	-	-
Total Other Resources:	<u>\$ -</u>	<u>\$ -</u>	<u>\$ -</u>
Total Revenues & Other Resources:	<u>\$ -</u>	<u>\$ -</u>	<u>\$ -</u>
<u>EXPENDITURES & OTHER USES</u>			
Expenditures & Encumbrances			
Payroll Costs	-	-	-
Contracted & Professional Services	-	-	-
Supplies & Materials	-	-	-
Other Operating Costs	-	-	-
Debt Services	-	-	-
Capital Outlay	-	-	-
Total Expenditures & Encumbrances:	<u>\$ -</u>	<u>\$ -</u>	<u>\$ -</u>
Other Uses			
Transfers Out-Special Revenue Funds	-	-	-
Transfers Out-Head Start Fund 205	-	-	-
Transfers Out-Head Start Fund 289	-	-	-
Transfers Out-Debt Service	-	-	-
Transfers Out-PFC Fund	-	-	-
Transfers Out-Department Wide	-	-	-
Transfers Out-COVID-19	-	-	-
Transfers Out-Star Reimagined	-	-	-
Total Other Uses:	<u>\$ -</u>	<u>\$ -</u>	<u>\$ -</u>
Total Expenditures & Other Uses:	<u>\$ -</u>	<u>\$ -</u>	<u>\$ -</u>
Revenue Over/(Under) Expenditures:	<u>\$ -</u>	<u>\$ -</u>	<u>\$ -</u>

HARRIS COUNTY DEPARTMENT OF EDUCATION

Schedule 12

INTERIM FINANCIAL REPORTS (Unaudited)**GENERAL FUNDS DETAIL BY DIVISION****ACTUALS AND ENCUMBRANCES-CURRENT YEAR V. PRIOR YEAR**

Fiscal year to date: May 31, 2024

Facilities-Construction Services

	CURRENT YEAR- BUDGET	CURRENT YEAR- ACTUAL REV, EXP AND ENC	PRIOR YEAR- ACTUAL REV, EXP & ENC
<u>REVENUES & OTHER RESOURCES</u>			
Revenues			
Customer Fees/Charges	\$ -	\$ -	\$ -
Local Property Tax Rev-Current	251,680	173,848	151,613
Local Property Tax Rev-Del, P&I	-	-	-
Investment Earnings	-	-	-
Insurance Recovery	-	-	2,803
FSP-Compensation	-	-	-
TEA-State Health Ins-Employee Portion	-	-	-
Local Grants	-	-	-
Other Local Revenues	-	-	-
Miscellaneous Revenues	-	-	-
Indirect Cost Rev-Local Grants	-	-	-
Indirect Cost Rev-State	-	-	-
Indirect Cost Rev-Federal Grants	-	-	-
Total Revenues:	\$ 251,680	\$ 173,848	\$ 154,416
Other Resources			
Local HCTO Tax Collection Fees	-	-	-
State TRS Matching	-	-	-
Transfers In-Choice Partners	-	-	-
Total Other Resources:	\$ -	\$ -	\$ -
Total Revenues & Other Resources:	\$ 251,680	\$ 173,848	\$ 154,416
<u>EXPENDITURES & OTHER USES</u>			
Expenditures & Encumbrances			
Payroll Costs	225,484	168,566	145,566
Contracted & Professional Services	5,000	2,356	3,364
Supplies & Materials	3,900	-	1,608
Other Operating Costs	17,296	3,908	3,878
Debt Services	-	-	-
Capital Outlay	-	-	-
Total Expenditures & Encumbrances:	\$ 251,680	\$ 174,830	\$ 154,416
Other Uses			
Transfers Out-Special Revenue Funds	-	-	-
Transfers Out-Head Start Fund 205	-	-	-
Transfers Out-Head Start Fund 289	-	-	-
Transfers Out-Debt Service	-	-	-
Transfers Out-PFC Fund	-	-	-
Transfers Out-Department Wide	-	-	-
Transfers Out-COVID-19	-	-	-
Transfers Out-Star Reimagined	-	-	-
Total Other Uses:	\$ -	\$ -	\$ -
Total Expenditures & Other Uses:	\$ 251,680	\$ 174,830	\$ 154,416
Revenue Over/(Under) Expenditures:	\$ -	\$(982)	\$ -

HARRIS COUNTY DEPARTMENT OF EDUCATION

Schedule 12

INTERIM FINANCIAL REPORTS (Unaudited)**GENERAL FUNDS DETAIL BY DIVISION****ACTUALS AND ENCUMBRANCES-CURRENT YEAR V. PRIOR YEAR**

Fiscal year to date: May 31, 2024

Facilities-Facilities Support Services

	CURRENT YEAR- BUDGET	CURRENT YEAR- ACTUAL REV, EXP AND ENC	PRIOR YEAR- ACTUAL REV, EXP & ENC
<u>REVENUES & OTHER RESOURCES</u>			
Revenues			
Customer Fees/Charges	\$ -	\$ -	\$ -
Local Property Tax Rev-Current	-	-	-
Local Property Tax Rev-Del, P&I	-	-	-
Investment Earnings	-	-	-
Insurance Recovery	-	-	-
FSP-Compensation	-	-	-
TEA-State Health Ins-Employee Portion	-	-	-
Local Grants	-	-	-
Other Local Revenues	-	-	-
Miscellaneous Revenues	-	-	-
Indirect Cost Rev-Local Grants	-	-	-
Indirect Cost Rev-State	-	-	-
Indirect Cost Rev-Federal Grants	-	-	-
Total Revenues:	\$ -	\$ -	\$ -
Other Resources			
Local HCTO Tax Collection Fees	-	-	-
State TRS Matching	-	-	-
Transfers In-Choice Partners	-	-	-
Total Other Resources:	\$ -	\$ -	\$ -
Total Revenues & Other Resources:	\$ -	\$ -	\$ -
<u>EXPENDITURES & OTHER USES</u>			
Expenditures & Encumbrances			
Payroll Costs	-	-	-
Contracted & Professional Services	-	-	-
Supplies & Materials	-	-	-
Other Operating Costs	-	-	-
Debt Services	-	-	-
Capital Outlay	-	-	-
Total Expenditures & Encumbrances:	\$ -	\$ -	\$ -
Other Uses			
Transfers Out-Special Revenue Funds	-	-	-
Transfers Out-Head Start Fund 205	-	-	-
Transfers Out-Head Start Fund 289	-	-	-
Transfers Out-Debt Service	-	-	-
Transfers Out-PFC Fund	-	-	-
Transfers Out-Department Wide	-	-	-
Transfers Out-COVID-19	-	-	-
Transfers Out-Star Reimagined	-	-	-
Total Other Uses:	\$ -	\$ -	\$ -
Total Expenditures & Other Uses:	\$ -	\$ -	\$ -
Revenue Over/(Under) Expenditures:	\$ -	\$ -	\$ -

HARRIS COUNTY DEPARTMENT OF EDUCATION

Schedule 12

INTERIM FINANCIAL REPORTS (Unaudited)**GENERAL FUNDS DETAIL BY DIVISION****ACTUALS AND ENCUMBRANCES-CURRENT YEAR V. PRIOR YEAR**

Fiscal year to date: May 31, 2024

Facilities-Local Construction Fund 170

	CURRENT YEAR- BUDGET	CURRENT YEAR- ACTUAL REV, EXP AND ENC	PRIOR YEAR- ACTUAL REV, EXP & ENC
<u>REVENUES & OTHER RESOURCES</u>			
Revenues			
Customer Fees/Charges	\$ -	\$ -	\$ -
Local Property Tax Rev-Current	-	-	-
Local Property Tax Rev-Del, P&I	-	-	-
Investment Earnings	-	-	-
Insurance Recovery	-	-	-
FSP-Compensation	-	-	-
TEA-State Health Ins-Employee Portion	-	-	-
Local Grants	-	-	-
Other Local Revenues	-	-	-
Miscellaneous Revenues	-	-	-
Indirect Cost Rev-Local Grants	-	-	-
Indirect Cost Rev-State	-	-	-
Indirect Cost Rev-Federal Grants	-	-	-
Total Revenues:	<u>\$ -</u>	<u>\$ -</u>	<u>\$ -</u>
Other Resources			
Local HCTO Tax Collection Fees	-	-	-
State TRS Matching	-	-	-
Transfers In-Choice Partners	-	-	-
Total Other Resources:	<u>\$ -</u>	<u>\$ -</u>	<u>\$ -</u>
Total Revenues & Other Resources:	<u>\$ -</u>	<u>\$ -</u>	<u>\$ -</u>
<u>EXPENDITURES & OTHER USES</u>			
Expenditures & Encumbrances			
Payroll Costs	-	-	-
Contracted & Professional Services	-	-	-
Supplies & Materials	-	-	-
Other Operating Costs	-	-	-
Debt Services	-	-	-
Capital Outlay	-	-	-
Total Expenditures & Encumbrances:	<u>\$ -</u>	<u>\$ -</u>	<u>\$ -</u>
Other Uses			
Transfers Out-Special Revenue Funds	-	-	-
Transfers Out-Head Start Fund 205	-	-	-
Transfers Out-Head Start Fund 289	-	-	-
Transfers Out-Debt Service	-	-	-
Transfers Out-PFC Fund	-	-	-
Transfers Out-Department Wide	-	-	-
Transfers Out-COVID-19	-	-	-
Transfers Out-Star Reimagined	-	-	-
Total Other Uses:	<u>\$ -</u>	<u>\$ -</u>	<u>\$ -</u>
Total Expenditures & Other Uses:	<u>\$ -</u>	<u>\$ -</u>	<u>\$ -</u>
Revenue Over/(Under) Expenditures:	<u>\$ -</u>	<u>\$ -</u>	<u>\$ -</u>

HARRIS COUNTY DEPARTMENT OF EDUCATION

Schedule 12

INTERIM FINANCIAL REPORTS (Unaudited)**GENERAL FUNDS DETAIL BY DIVISION****ACTUALS AND ENCUMBRANCES-CURRENT YEAR V. PRIOR YEAR**

Fiscal year to date: May 31, 2024

Facilities-Building Replacement Schedule

	CURRENT YEAR- BUDGET	CURRENT YEAR- ACTUAL REV, EXP AND ENC	PRIOR YEAR- ACTUAL REV, EXP & ENC
<u>REVENUES & OTHER RESOURCES</u>			
Revenues			
Customer Fees/Charges	\$ -	\$ -	\$ -
Local Property Tax Rev-Current	-	-	-
Local Property Tax Rev-Del, P&I	-	-	-
Investment Earnings	-	-	-
Insurance Recovery	-	-	-
FSP-Compensation	-	-	-
TEA-State Health Ins-Employee Portion	-	-	-
Local Grants	-	-	-
Other Local Revenues	-	-	-
Miscellaneous Revenues	-	-	-
Indirect Cost Rev-Local Grants	-	-	-
Indirect Cost Rev-State	-	-	-
Indirect Cost Rev-Federal Grants	-	-	-
Total Revenues:	<u>\$ -</u>	<u>\$ -</u>	<u>\$ -</u>
Other Resources			
Local HCTO Tax Collection Fees	-	-	-
State TRS Matching	-	-	-
Transfers In-Choice Partners	-	-	-
Total Other Resources:	<u>\$ -</u>	<u>\$ -</u>	<u>\$ -</u>
Total Revenues & Other Resources:	<u>\$ -</u>	<u>\$ -</u>	<u>\$ -</u>
<u>EXPENDITURES & OTHER USES</u>			
Expenditures & Encumbrances			
Payroll Costs	-	-	-
Contracted & Professional Services	-	-	-
Supplies & Materials	-	-	-
Other Operating Costs	-	-	-
Debt Services	-	-	-
Capital Outlay	-	-	-
Total Expenditures & Encumbrances:	<u>\$ -</u>	<u>\$ -</u>	<u>\$ -</u>
Other Uses			
Transfers Out-Special Revenue Funds	-	-	-
Transfers Out-Head Start Fund 205	-	-	-
Transfers Out-Head Start Fund 289	-	-	-
Transfers Out-Debt Service	-	-	-
Transfers Out-PFC Fund	-	-	-
Transfers Out-Department Wide	-	-	-
Transfers Out-COVID-19	-	-	-
Transfers Out-Star Reimagined	-	-	-
Total Other Uses:	<u>\$ -</u>	<u>\$ -</u>	<u>\$ -</u>
Total Expenditures & Other Uses:	<u>\$ -</u>	<u>\$ -</u>	<u>\$ -</u>
Revenue Over/(Under) Expenditures:	<u>\$ -</u>	<u>\$ -</u>	<u>\$ -</u>

HARRIS COUNTY DEPARTMENT OF EDUCATION

Schedule 12

INTERIM FINANCIAL REPORTS (Unaudited)**GENERAL FUNDS DETAIL BY DIVISION****ACTUALS AND ENCUMBRANCES-CURRENT YEAR V. PRIOR YEAR**

Fiscal year to date: May 31, 2024

Facilities-Records Management Services

	CURRENT YEAR- BUDGET	CURRENT YEAR- ACTUAL REV, EXP AND ENC	PRIOR YEAR- ACTUAL REV, EXP & ENC
<u>REVENUES & OTHER RESOURCES</u>			
Revenues			
Customer Fees/Charges	\$ 1,973,580	\$ 1,022,116	\$ 1,321,861
Local Property Tax Rev-Current	194,295	468,851	48,393
Local Property Tax Rev-Del, P&I	-	-	-
Investment Earnings	-	-	-
Insurance Recovery	-	-	-
FSP-Compensation	-	-	-
TEA-State Health Ins-Employee Portion	-	-	-
Local Grants	-	-	-
Other Local Revenues	70,000	44,541	47,467
Miscellaneous Revenues	-	-	-
Indirect Cost Rev-Local Grants	-	-	-
Indirect Cost Rev-State	-	-	-
Indirect Cost Rev-Federal Grants	-	-	-
Total Revenues:	\$ 2,237,875	\$ 1,535,507	\$ 1,417,721
Other Resources			
Local HCTO Tax Collection Fees	-	-	-
State TRS Matching	-	-	-
Transfers In-Choice Partners	-	-	-
Total Other Resources:	\$ -	\$ -	\$ -
Total Revenues & Other Resources:	\$ 2,237,875	\$ 1,535,507	\$ 1,417,721
<u>EXPENDITURES & OTHER USES</u>			
Expenditures & Encumbrances			
Payroll Costs	1,041,103	779,524	694,762
Contracted & Professional Services	176,574	101,328	75,336
Supplies & Materials	237,030	162,166	143,145
Other Operating Costs	783,168	597,802	552,660
Debt Services	-	-	-
Capital Outlay	-	-	7,082
Total Expenditures & Encumbrances:	\$ 2,237,875	\$ 1,640,819	\$ 1,472,985
Other Uses			
Transfers Out-Special Revenue Funds	-	-	-
Transfers Out-Head Start Fund 205	-	-	-
Transfers Out-Head Start Fund 289	-	-	-
Transfers Out-Debt Service	-	-	-
Transfers Out-PFC Fund	-	-	-
Transfers Out-Department Wide	-	-	-
Transfers Out-COVID-19	-	-	-
Transfers Out-Star Reimagined	-	-	-
Total Other Uses:	\$ -	\$ -	\$ -
Total Expenditures & Other Uses:	\$ 2,237,875	\$ 1,640,819	\$ 1,472,985
Revenue Over/(Under) Expenditures:	\$ -	\$(105,312)	\$(55,263)

HARRIS COUNTY DEPARTMENT OF EDUCATION

Schedule 12

INTERIM FINANCIAL REPORTS (Unaudited)**GENERAL FUNDS DETAIL BY DIVISION****ACTUALS AND ENCUMBRANCES-CURRENT YEAR V. PRIOR YEAR**

Fiscal year to date: May 31, 2024

Head Start-Local			
	CURRENT YEAR- BUDGET	CURRENT YEAR- ACTUAL REV, EXP AND ENC	PRIOR YEAR- ACTUAL REV, EXP & ENC
<u>REVENUES & OTHER RESOURCES</u>			
Revenues			
Customer Fees/Charges	\$ -	\$ -	\$ -
Local Property Tax Rev-Current	8,000	-	1,040
Local Property Tax Rev-Del, P&I	-	-	-
Investment Earnings	-	-	-
Insurance Recovery	-	-	-
FSP-Compensation	-	-	-
TEA-State Health Ins-Employee Portion	-	-	-
Local Grants	-	-	-
Other Local Revenues	-	-	-
Miscellaneous Revenues	-	-	-
Indirect Cost Rev-Local Grants	-	-	-
Indirect Cost Rev-State	-	-	-
Indirect Cost Rev-Federal Grants	-	-	-
Total Revenues:	\$ 8,000	\$ -	\$ 1,040
Other Resources			
Local HCTO Tax Collection Fees	-	-	-
State TRS Matching	-	-	-
Transfers In-Choice Partners	-	-	-
Total Other Resources:	\$ -	\$ -	\$ -
Total Revenues & Other Resources:	\$ 8,000	\$ -	\$ 1,040
<u>EXPENDITURES & OTHER USES</u>			
Expenditures & Encumbrances			
Payroll Costs	-	-	-
Contracted & Professional Services	-	-	-
Supplies & Materials	-	-	-
Other Operating Costs	8,000	-	1,040
Debt Services	-	-	-
Capital Outlay	-	-	-
Total Expenditures & Encumbrances:	\$ 8,000	\$ -	\$ 1,040
Other Uses			
Transfers Out-Special Revenue Funds	-	-	-
Transfers Out-Head Start Fund 205	-	-	-
Transfers Out-Head Start Fund 289	-	-	-
Transfers Out-Debt Service	-	-	-
Transfers Out-PFC Fund	-	-	-
Transfers Out-Department Wide	-	-	-
Transfers Out-COVID-19	-	-	-
Transfers Out-Star Reimagined	-	-	-
Total Other Uses:	\$ -	\$ -	\$ -
Total Expenditures & Other Uses:	\$ 8,000	\$ -	\$ 1,040
Revenue Over/(Under) Expenditures:	\$ -	\$ -	\$ -

HARRIS COUNTY DEPARTMENT OF EDUCATION

Schedule 12

INTERIM FINANCIAL REPORTS (Unaudited)**GENERAL FUNDS DETAIL BY DIVISION****ACTUALS AND ENCUMBRANCES-CURRENT YEAR V. PRIOR YEAR**

Fiscal year to date: May 31, 2024

Human Resources			
	CURRENT YEAR- BUDGET	CURRENT YEAR- ACTUAL REV, EXP AND ENC	PRIOR YEAR- ACTUAL REV, EXP & ENC
<u>REVENUES & OTHER RESOURCES</u>			
Revenues			
Customer Fees/Charges	\$ -	\$ -	\$ -
Local Property Tax Rev-Current	1,169,167	735,542	697,041
Local Property Tax Rev-Del, P&I	-	-	-
Investment Earnings	-	-	-
Insurance Recovery	-	-	-
FSP-Compensation	-	-	-
TEA-State Health Ins-Employee Portion	-	-	-
Local Grants	-	-	-
Other Local Revenues	-	-	-
Miscellaneous Revenues	-	-	-
Indirect Cost Rev-Local Grants	-	-	-
Indirect Cost Rev-State	-	-	-
Indirect Cost Rev-Federal Grants	250,874	217,175	231,266
Total Revenues:	\$ 1,420,041	\$ 952,717	\$ 928,307
Other Resources			
Local HCTO Tax Collection Fees	-	-	-
State TRS Matching	-	-	-
Transfers In-Choice Partners	-	-	-
Total Other Resources:	\$ -	\$ -	\$ -
Total Revenues & Other Resources:	\$ 1,420,041	\$ 952,717	\$ 928,307
<u>EXPENDITURES & OTHER USES</u>			
Expenditures & Encumbrances			
Payroll Costs	1,114,125	822,651	776,382
Contracted & Professional Services	58,900	48,675	48,532
Supplies & Materials	99,750	24,233	38,406
Other Operating Costs	147,266	78,753	92,323
Debt Services	-	-	-
Capital Outlay	-	-	-
Total Expenditures & Encumbrances:	\$ 1,420,041	\$ 974,312	\$ 955,643
Other Uses			
Transfers Out-Special Revenue Funds	-	-	-
Transfers Out-Head Start Fund 205	-	-	-
Transfers Out-Head Start Fund 289	-	-	-
Transfers Out-Debt Service	-	-	-
Transfers Out-PFC Fund	-	-	-
Transfers Out-Department Wide	-	-	-
Transfers Out-COVID-19	-	-	-
Transfers Out-Star Reimagined	-	-	-
Total Other Uses:	\$ -	\$ -	\$ -
Total Expenditures & Other Uses:	\$ 1,420,041	\$ 974,312	\$ 955,643
Revenue Over/(Under) Expenditures:	\$ -	\$(21,596)	\$(27,336)

HARRIS COUNTY DEPARTMENT OF EDUCATION

Schedule 12

INTERIM FINANCIAL REPORTS (Unaudited)

GENERAL FUNDS DETAIL BY DIVISION

ACTUALS AND ENCUMBRANCES-CURRENT YEAR V. PRIOR YEAR

Fiscal year to date: May 31, 2024

Purchasing Support Services			
	CURRENT YEAR- BUDGET	CURRENT YEAR- ACTUAL REV, EXP AND ENC	PRIOR YEAR- ACTUAL REV, EXP & ENC
<u>REVENUES & OTHER RESOURCES</u>			
Revenues			
Customer Fees/Charges	\$ -	\$ -	\$ -
Local Property Tax Rev-Current	919,709	572,100	512,905
Local Property Tax Rev-Del, P&I	-	-	-
Investment Earnings	-	-	-
Insurance Recovery	-	-	-
FSP-Compensation	-	-	-
TEA-State Health Ins-Employee Portion	-	-	-
Local Grants	-	-	-
Other Local Revenues	-	-	-
Miscellaneous Revenues	-	-	-
Indirect Cost Rev-Local Grants	-	-	-
Indirect Cost Rev-State	-	-	-
Indirect Cost Rev-Federal Grants	-	-	-
Total Revenues:	\$ 919,709	\$ 572,100	\$ 512,905
Other Resources			
Local HCTO Tax Collection Fees	-	-	-
State TRS Matching	-	-	-
Transfers In-Choice Partners	-	-	-
Total Other Resources:	\$ -	\$ -	\$ -
Total Revenues & Other Resources:	\$ 919,709	\$ 572,100	\$ 512,905
<u>EXPENDITURES & OTHER USES</u>			
Expenditures & Encumbrances			
Payroll Costs	727,066	500,201	457,977
Contracted & Professional Services	91,550	26,272	15,483
Supplies & Materials	22,700	7,462	7,557
Other Operating Costs	78,393	48,604	51,467
Debt Services	-	-	-
Capital Outlay	-	-	-
Total Expenditures & Encumbrances:	\$ 919,709	\$ 582,540	\$ 532,484
Other Uses			
Transfers Out-Special Revenue Funds	-	-	-
Transfers Out-Head Start Fund 205	-	-	-
Transfers Out-Head Start Fund 289	-	-	-
Transfers Out-Debt Service	-	-	-
Transfers Out-PFC Fund	-	-	-
Transfers Out-Department Wide	-	-	-
Transfers Out-COVID-19	-	-	-
Transfers Out-Star Reimagined	-	-	-
Total Other Uses:	\$ -	\$ -	\$ -
Total Expenditures & Other Uses:	\$ 919,709	\$ 582,540	\$ 532,484
Revenue Over/(Under) Expenditures:	\$ -	\$(10,440)	\$(19,579)

HARRIS COUNTY DEPARTMENT OF EDUCATION

Schedule 12

INTERIM FINANCIAL REPORTS (Unaudited)**GENERAL FUNDS DETAIL BY DIVISION****ACTUALS AND ENCUMBRANCES-CURRENT YEAR V. PRIOR YEAR**

Fiscal year to date: May 31, 2024

QZAB & Maint Tax Notes FD

	CURRENT YEAR- BUDGET	CURRENT YEAR- ACTUAL REV, EXP AND ENC	PRIOR YEAR- ACTUAL REV, EXP & ENC
<u>REVENUES & OTHER RESOURCES</u>			
Revenues			
Customer Fees/Charges	\$ -	\$ -	\$ -
Local Property Tax Rev-Current	-	-	-
Local Property Tax Rev-Del, P&I	-	-	-
Investment Earnings	-	-	-
Insurance Recovery	-	-	-
FSP-Compensation	-	-	-
TEA-State Health Ins-Employee Portion	-	-	-
Local Grants	-	-	-
Other Local Revenues	-	-	-
Miscellaneous Revenues	-	-	-
Indirect Cost Rev-Local Grants	-	-	-
Indirect Cost Rev-State	-	-	-
Indirect Cost Rev-Federal Grants	-	-	-
Total Revenues:	<u>\$ -</u>	<u>\$ -</u>	<u>\$ -</u>
Other Resources			
Local HCTO Tax Collection Fees	-	-	-
State TRS Matching	-	-	-
Transfers In-Choice Partners	-	-	-
Total Other Resources:	<u>\$ -</u>	<u>\$ -</u>	<u>\$ -</u>
Total Revenues & Other Resources:	<u>\$ -</u>	<u>\$ -</u>	<u>\$ -</u>
<u>EXPENDITURES & OTHER USES</u>			
Expenditures & Encumbrances			
Payroll Costs	-	-	-
Contracted & Professional Services	-	-	-
Supplies & Materials	-	-	-
Other Operating Costs	-	-	-
Debt Services	-	-	-
Capital Outlay	-	-	-
Total Expenditures & Encumbrances:	<u>\$ -</u>	<u>\$ -</u>	<u>\$ -</u>
Other Uses			
Transfers Out-Special Revenue Funds	-	-	-
Transfers Out-Head Start Fund 205	-	-	-
Transfers Out-Head Start Fund 289	-	-	-
Transfers Out-Debt Service	-	-	-
Transfers Out-PFC Fund	-	-	-
Transfers Out-Department Wide	-	-	-
Transfers Out-COVID-19	-	-	-
Transfers Out-Star Reimagined	-	-	-
Total Other Uses:	<u>\$ -</u>	<u>\$ -</u>	<u>\$ -</u>
Total Expenditures & Other Uses:	<u>\$ -</u>	<u>\$ -</u>	<u>\$ -</u>
Revenue Over/(Under) Expenditures:	<u>\$ -</u>	<u>\$ -</u>	<u>\$ -</u>

HARRIS COUNTY DEPARTMENT OF EDUCATION

Schedule 12

INTERIM FINANCIAL REPORTS (Unaudited)**GENERAL FUNDS DETAIL BY DIVISION****ACTUALS AND ENCUMBRANCES-CURRENT YEAR V. PRIOR YEAR**

Fiscal year to date: May 31, 2024

Research & Evaluation Institute			
	CURRENT YEAR- BUDGET	CURRENT YEAR- ACTUAL REV, EXP AND ENC	PRIOR YEAR- ACTUAL REV, EXP & ENC
<u>REVENUES & OTHER RESOURCES</u>			
Revenues			
Customer Fees/Charges	\$ 79,500	\$ 39,750	\$ 64,750
Local Property Tax Rev-Current	522,715	469,740	329,449
Local Property Tax Rev-Del, P&I	-	-	-
Investment Earnings	-	-	-
Insurance Recovery	-	-	-
FSP-Compensation	-	-	-
TEA-State Health Ins-Employee Portion	-	-	-
Local Grants	-	-	-
Other Local Revenues	-	-	-
Miscellaneous Revenues	-	-	-
Indirect Cost Rev-Local Grants	-	-	-
Indirect Cost Rev-State	-	-	-
Indirect Cost Rev-Federal Grants	-	-	-
Total Revenues:	\$ 602,215	\$ 509,490	\$ 394,199
Other Resources			
Local HCTO Tax Collection Fees	-	-	-
State TRS Matching	-	-	-
Transfers In-Choice Partners	-	-	-
Total Other Resources:	\$ -	\$ -	\$ -
Total Revenues & Other Resources:	\$ 602,215	\$ 509,490	\$ 394,199
<u>EXPENDITURES & OTHER USES</u>			
Expenditures & Encumbrances			
Payroll Costs	527,831	446,846	354,621
Contracted & Professional Services	2,975	2,435	2,109
Supplies & Materials	38,814	36,040	26,337
Other Operating Costs	32,595	25,080	16,367
Debt Services	-	-	-
Capital Outlay	-	-	-
Total Expenditures & Encumbrances:	\$ 602,215	\$ 510,400	\$ 399,434
Other Uses			
Transfers Out-Special Revenue Funds	-	-	-
Transfers Out-Head Start Fund 205	-	-	-
Transfers Out-Head Start Fund 289	-	-	-
Transfers Out-Debt Service	-	-	-
Transfers Out-PFC Fund	-	-	-
Transfers Out-Department Wide	-	-	-
Transfers Out-COVID-19	-	-	-
Transfers Out-Star Reimagined	-	-	-
Total Other Uses:	\$ -	\$ -	\$ -
Total Expenditures & Other Uses:	\$ 602,215	\$ 510,400	\$ 399,434
Revenue Over/(Under) Expenditures:	\$ -	\$(910)	\$(5,235)

HARRIS COUNTY DEPARTMENT OF EDUCATION

Schedule 12

INTERIM FINANCIAL REPORTS (Unaudited)**GENERAL FUNDS DETAIL BY DIVISION****ACTUALS AND ENCUMBRANCES-CURRENT YEAR V. PRIOR YEAR**

Fiscal year to date: May 31, 2024

Texas Center for Grants Development

	CURRENT YEAR- BUDGET	CURRENT YEAR- ACTUAL REV, EXP AND ENC	PRIOR YEAR- ACTUAL REV, EXP & ENC
<u>REVENUES & OTHER RESOURCES</u>			
Revenues			
Customer Fees/Charges	\$ 900	\$ 1,265	\$ 175
Local Property Tax Rev-Current	722,372	455,413	399,274
Local Property Tax Rev-Del, P&I	-	-	-
Investment Earnings	-	-	-
Insurance Recovery	-	-	-
FSP-Compensation	-	-	-
TEA-State Health Ins-Employee Portion	-	-	-
Local Grants	-	-	-
Other Local Revenues	-	-	-
Miscellaneous Revenues	-	-	-
Indirect Cost Rev-Local Grants	-	-	-
Indirect Cost Rev-State	-	-	-
Indirect Cost Rev-Federal Grants	-	-	-
Total Revenues:	\$ 723,272	\$ 456,678	\$ 399,449
Other Resources			
Local HCTO Tax Collection Fees	-	-	-
State TRS Matching	-	-	-
Transfers In-Choice Partners	-	-	-
Total Other Resources:	\$ -	\$ -	\$ -
Total Revenues & Other Resources:	\$ 723,272	\$ 456,678	\$ 399,449
<u>EXPENDITURES & OTHER USES</u>			
Expenditures & Encumbrances			
Payroll Costs	669,620	427,550	381,388
Contracted & Professional Services	11,617	5,917	1,208
Supplies & Materials	17,175	10,689	3,670
Other Operating Costs	24,860	14,989	13,183
Debt Services	-	-	-
Capital Outlay	-	-	-
Total Expenditures & Encumbrances:	\$ 723,272	\$ 459,145	\$ 399,449
Other Uses			
Transfers Out-Special Revenue Funds	-	-	-
Transfers Out-Head Start Fund 205	-	-	-
Transfers Out-Head Start Fund 289	-	-	-
Transfers Out-Debt Service	-	-	-
Transfers Out-PFC Fund	-	-	-
Transfers Out-Department Wide	-	-	-
Transfers Out-COVID-19	-	-	-
Transfers Out-Star Reimagined	-	-	-
Total Other Uses:	\$ -	\$ -	\$ -
Total Expenditures & Other Uses:	\$ 723,272	\$ 459,145	\$ 399,449
Revenue Over/(Under) Expenditures:	\$ -	\$(2,467)	\$ -

HARRIS COUNTY DEPARTMENT OF EDUCATION

Schedule 12

INTERIM FINANCIAL REPORTS (Unaudited)**GENERAL FUNDS DETAIL BY DIVISION****ACTUALS AND ENCUMBRANCES-CURRENT YEAR V. PRIOR YEAR**

Fiscal year to date: May 31, 2024

Retirement Leave Benefits Fund			
	CURRENT YEAR- BUDGET	CURRENT YEAR- ACTUAL REV, EXP AND ENC	PRIOR YEAR- ACTUAL REV, EXP & ENC
<u>REVENUES & OTHER RESOURCES</u>			
Revenues			
Customer Fees/Charges	\$ -	\$ -	\$ -
Local Property Tax Rev-Current	200,000	347,988	315,072
Local Property Tax Rev-Del, P&I	-	-	-
Investment Earnings	-	-	-
Insurance Recovery	-	-	-
FSP-Compensation	-	-	-
TEA-State Health Ins-Employee Portion	-	-	-
Local Grants	-	-	-
Other Local Revenues	-	-	-
Miscellaneous Revenues	-	-	-
Indirect Cost Rev-Local Grants	-	-	-
Indirect Cost Rev-State	-	-	-
Indirect Cost Rev-Federal Grants	-	-	-
Total Revenues:	\$ 200,000	\$ 347,988	\$ 315,072
Other Resources			
Local HCTO Tax Collection Fees	-	-	-
State TRS Matching	-	-	-
Transfers In-Choice Partners	-	-	-
Total Other Resources:	\$ -	\$ -	\$ -
Total Revenues & Other Resources:	\$ 200,000	\$ 347,988	\$ 315,072
<u>EXPENDITURES & OTHER USES</u>			
Expenditures & Encumbrances			
Payroll Costs	200,000	347,988	315,072
Contracted & Professional Services	-	-	-
Supplies & Materials	-	-	-
Other Operating Costs	-	-	-
Debt Services	-	-	-
Capital Outlay	-	-	-
Total Expenditures & Encumbrances:	\$ 200,000	\$ 347,988	\$ 315,072
Other Uses			
Transfers Out-Special Revenue Funds	-	-	-
Transfers Out-Head Start Fund 205	-	-	-
Transfers Out-Head Start Fund 289	-	-	-
Transfers Out-Debt Service	-	-	-
Transfers Out-PFC Fund	-	-	-
Transfers Out-Department Wide	-	-	-
Transfers Out-COVID-19	-	-	-
Transfers Out-Star Reimagined	-	-	-
Total Other Uses:	\$ -	\$ -	\$ -
Total Expenditures & Other Uses:	\$ 200,000	\$ 347,988	\$ 315,072
Revenue Over/(Under) Expenditures:	\$ -	\$ -	\$ -

HARRIS COUNTY DEPARTMENT OF EDUCATION

Schedule 12

INTERIM FINANCIAL REPORTS (Unaudited)**GENERAL FUNDS DETAIL BY DIVISION****ACTUALS AND ENCUMBRANCES-CURRENT YEAR V. PRIOR YEAR**

Fiscal year to date: May 31, 2024

Special Schools & Services-Academic and Behavior School East

	CURRENT YEAR- BUDGET	CURRENT YEAR- ACTUAL REV, EXP AND ENC	PRIOR YEAR- ACTUAL REV, EXP & ENC
<u>REVENUES & OTHER RESOURCES</u>			
Revenues			
Customer Fees/Charges	\$ 4,888,488	\$ 4,263,245	\$ 3,271,983
Local Property Tax Rev-Current	1,634,575	-	6,645
Local Property Tax Rev-Del, P&I	-	-	-
Investment Earnings	-	-	-
Insurance Recovery	-	-	-
FSP-Compensation	-	-	-
TEA-State Health Ins-Employee Portion	-	-	-
Local Grants	-	-	-
Other Local Revenues	-	-	-
Miscellaneous Revenues	-	-	-
Indirect Cost Rev-Local Grants	-	-	-
Indirect Cost Rev-State	-	-	-
Indirect Cost Rev-Federal Grants	-	-	-
Total Revenues:	<u>\$ 6,523,063</u>	<u>\$ 4,263,245</u>	<u>\$ 3,278,627</u>
Other Resources			
Local HCTO Tax Collection Fees	-	-	-
State TRS Matching	-	-	-
Transfers In-Choice Partners	-	-	-
Total Other Resources:	<u>\$ -</u>	<u>\$ -</u>	<u>\$ -</u>
Total Revenues & Other Resources:	<u>\$ 6,523,063</u>	<u>\$ 4,263,245</u>	<u>\$ 3,278,627</u>
<u>EXPENDITURES & OTHER USES</u>			
Expenditures & Encumbrances			
Payroll Costs	5,297,914	3,169,320	2,794,893
Contracted & Professional Services	244,610	201,967	183,736
Supplies & Materials	253,400	221,164	153,973
Other Operating Costs	727,139	553,271	292,164
Debt Services	-	-	-
Capital Outlay	-	-	-
Total Expenditures & Encumbrances:	<u>\$ 6,523,063</u>	<u>\$ 4,145,723</u>	<u>\$ 3,424,766</u>
Other Uses			
Transfers Out-Special Revenue Funds	-	-	-
Transfers Out-Head Start Fund 205	-	-	-
Transfers Out-Head Start Fund 289	-	-	-
Transfers Out-Debt Service	-	-	-
Transfers Out-PFC Fund	-	-	-
Transfers Out-Department Wide	-	-	-
Transfers Out-COVID-19	-	-	-
Transfers Out-Star Reimagined	-	-	-
Total Other Uses:	<u>\$ -</u>	<u>\$ -</u>	<u>\$ -</u>
Total Expenditures & Other Uses:	<u>\$ 6,523,063</u>	<u>\$ 4,145,723</u>	<u>\$ 3,424,766</u>
Revenue Over/(Under) Expenditures:	<u>\$ -</u>	<u>\$ 117,522</u>	<u>\$ (146,139)</u>

HARRIS COUNTY DEPARTMENT OF EDUCATION

Schedule 12

INTERIM FINANCIAL REPORTS (Unaudited)**GENERAL FUNDS DETAIL BY DIVISION****ACTUALS AND ENCUMBRANCES-CURRENT YEAR V. PRIOR YEAR**

Fiscal year to date: May 31, 2024

Special Schools & Services-Academic and Behavior School West

	CURRENT YEAR- BUDGET	CURRENT YEAR- ACTUAL REV, EXP AND ENC	PRIOR YEAR- ACTUAL REV, EXP & ENC
<u>REVENUES & OTHER RESOURCES</u>			
Revenues			
Customer Fees/Charges	\$ 4,830,979	\$ 4,841,885	\$ 2,763,048
Local Property Tax Rev-Current	1,069,504	-	364,995
Local Property Tax Rev-Del, P&I	-	-	-
Investment Earnings	-	-	-
Insurance Recovery	-	-	-
FSP-Compensation	-	-	-
TEA-State Health Ins-Employee Portion	-	-	-
Local Grants	-	-	-
Other Local Revenues	-	3,000	-
Miscellaneous Revenues	-	-	-
Indirect Cost Rev-Local Grants	-	-	-
Indirect Cost Rev-State	-	-	-
Indirect Cost Rev-Federal Grants	-	-	-
Total Revenues:	\$ 5,900,483	\$ 4,844,885	\$ 3,128,043
Other Resources			
Local HCTO Tax Collection Fees	-	-	-
State TRS Matching	-	-	-
Transfers In-Choice Partners	-	-	-
Total Other Resources:	\$ -	\$ -	\$ -
Total Revenues & Other Resources:	\$ 5,900,483	\$ 4,844,885	\$ 3,128,043
<u>EXPENDITURES & OTHER USES</u>			
Expenditures & Encumbrances			
Payroll Costs	4,954,340	3,096,724	2,632,801
Contracted & Professional Services	166,756	145,066	121,581
Supplies & Materials	301,520	205,160	156,100
Other Operating Costs	477,867	348,643	358,331
Debt Services	-	-	-
Capital Outlay	-	-	-
Total Expenditures & Encumbrances:	\$ 5,900,483	\$ 3,795,594	\$ 3,268,813
Other Uses			
Transfers Out-Special Revenue Funds	-	-	-
Transfers Out-Head Start Fund 205	-	-	-
Transfers Out-Head Start Fund 289	-	-	-
Transfers Out-Debt Service	-	-	-
Transfers Out-PFC Fund	-	-	-
Transfers Out-Department Wide	-	-	-
Transfers Out-COVID-19	-	-	-
Transfers Out-Star Reimagined	-	-	-
Total Other Uses:	\$ -	\$ -	\$ -
Total Expenditures & Other Uses:	\$ 5,900,483	\$ 3,795,594	\$ 3,268,813
Revenue Over/(Under) Expenditures:	\$ -	\$ 1,049,291	\$(140,771)

HARRIS COUNTY DEPARTMENT OF EDUCATION

Schedule 12

INTERIM FINANCIAL REPORTS (Unaudited)**GENERAL FUNDS DETAIL BY DIVISION****ACTUALS AND ENCUMBRANCES-CURRENT YEAR V. PRIOR YEAR**

Fiscal year to date: May 31, 2024

Special Schools & Services-Fortis Academy

	CURRENT YEAR- BUDGET	CURRENT YEAR- ACTUAL REV, EXP AND ENC	PRIOR YEAR- ACTUAL REV, EXP & ENC
<u>REVENUES & OTHER RESOURCES</u>			
Revenues			
Customer Fees/Charges	\$ 209,150	\$ 235,925	\$ 195,625
Local Property Tax Rev-Current	1,451,916	918,238	865,500
Local Property Tax Rev-Del, P&I	-	-	-
Investment Earnings	-	-	-
Insurance Recovery	-	-	-
FSP-Compensation	-	-	-
TEA-State Health Ins-Employee Portion	-	-	-
Local Grants	-	-	-
Other Local Revenues	-	1,346	515
Miscellaneous Revenues	-	-	-
Indirect Cost Rev-Local Grants	-	-	-
Indirect Cost Rev-State	-	-	-
Indirect Cost Rev-Federal Grants	-	-	-
Total Revenues:	\$ 1,661,066	\$ 1,155,509	\$ 1,061,640
Other Resources			
Local HCTO Tax Collection Fees	-	-	-
State TRS Matching	-	-	-
Transfers In-Choice Partners	-	-	-
Total Other Resources:	\$ -	\$ -	\$ -
Total Revenues & Other Resources:	\$ 1,661,066	\$ 1,155,509	\$ 1,061,640
<u>EXPENDITURES & OTHER USES</u>			
Expenditures & Encumbrances			
Payroll Costs	1,157,583	866,512	795,003
Contracted & Professional Services	131,718	106,738	97,519
Supplies & Materials	139,145	79,905	62,745
Other Operating Costs	232,620	145,693	152,806
Debt Services	-	-	-
Capital Outlay	-	-	-
Total Expenditures & Encumbrances:	\$ 1,661,066	\$ 1,198,848	\$ 1,108,072
Other Uses			
Transfers Out-Special Revenue Funds	-	-	-
Transfers Out-Head Start Fund 205	-	-	-
Transfers Out-Head Start Fund 289	-	-	-
Transfers Out-Debt Service	-	-	-
Transfers Out-PFC Fund	-	-	-
Transfers Out-Department Wide	-	-	-
Transfers Out-COVID-19	-	-	-
Transfers Out-Star Reimagined	-	-	-
Total Other Uses:	\$ -	\$ -	\$ -
Total Expenditures & Other Uses:	\$ 1,661,066	\$ 1,198,848	\$ 1,108,072
Revenue Over/(Under) Expenditures:	\$ -	\$(43,339)	\$(46,432)

HARRIS COUNTY DEPARTMENT OF EDUCATION

Schedule 12

INTERIM FINANCIAL REPORTS (Unaudited)**GENERAL FUNDS DETAIL BY DIVISION****ACTUALS AND ENCUMBRANCES-CURRENT YEAR V. PRIOR YEAR**

Fiscal year to date: May 31, 2024

Special Schools & Services-Highpoint East School

	CURRENT YEAR- BUDGET	CURRENT YEAR- ACTUAL REV, EXP AND ENC	PRIOR YEAR- ACTUAL REV, EXP & ENC
<u>REVENUES & OTHER RESOURCES</u>			
Revenues			
Customer Fees/Charges	\$ 2,502,150	\$ 2,574,255	\$ 2,163,711
Local Property Tax Rev-Current	2,086,845	611,477	584,027
Local Property Tax Rev-Del, P&I	-	-	-
Investment Earnings	-	-	-
Insurance Recovery	-	-	-
FSP-Compensation	-	-	-
TEA-State Health Ins-Employee Portion	-	-	-
Local Grants	-	-	-
Other Local Revenues	-	-	-
Miscellaneous Revenues	-	-	-
Indirect Cost Rev-Local Grants	-	-	-
Indirect Cost Rev-State	-	-	-
Indirect Cost Rev-Federal Grants	-	-	-
Total Revenues:	\$ 4,588,995	\$ 3,185,732	\$ 2,747,738
Other Resources			
Local HCTO Tax Collection Fees	-	-	-
State TRS Matching	-	-	-
Transfers In-Choice Partners	-	-	-
Total Other Resources:	\$ -	\$ -	\$ -
Total Revenues & Other Resources:	\$ 4,588,995	\$ 3,185,732	\$ 2,747,738
<u>EXPENDITURES & OTHER USES</u>			
Expenditures & Encumbrances			
Payroll Costs	3,576,087	2,457,761	2,213,363
Contracted & Professional Services	282,740	273,163	251,782
Supplies & Materials	128,269	81,213	46,933
Other Operating Costs	595,868	455,161	308,592
Debt Services	-	-	-
Capital Outlay	6,031	6,030	-
Total Expenditures & Encumbrances:	\$ 4,588,995	\$ 3,273,329	\$ 2,820,671
Other Uses			
Transfers Out-Special Revenue Funds	-	-	-
Transfers Out-Head Start Fund 205	-	-	-
Transfers Out-Head Start Fund 289	-	-	-
Transfers Out-Debt Service	-	-	-
Transfers Out-PFC Fund	-	-	-
Transfers Out-Department Wide	-	-	-
Transfers Out-COVID-19	-	-	-
Transfers Out-Star Reimagined	-	-	-
Total Other Uses:	\$ -	\$ -	\$ -
Total Expenditures & Other Uses:	\$ 4,588,995	\$ 3,273,329	\$ 2,820,671
Revenue Over/(Under) Expenditures:	\$ -	\$(87,597)	\$(72,933)

HARRIS COUNTY DEPARTMENT OF EDUCATION

Schedule 12

INTERIM FINANCIAL REPORTS (Unaudited)**GENERAL FUNDS DETAIL BY DIVISION****ACTUALS AND ENCUMBRANCES-CURRENT YEAR V. PRIOR YEAR**

Fiscal year to date: May 31, 2024

Special Schools & Services-Special Schools Administration

	CURRENT YEAR- BUDGET	CURRENT YEAR- ACTUAL REV, EXP AND ENC	PRIOR YEAR- ACTUAL REV, EXP & ENC
<u>REVENUES & OTHER RESOURCES</u>			
Revenues			
Customer Fees/Charges	\$ -	\$ -	\$ -
Local Property Tax Rev-Current	971,271	676,389	582,712
Local Property Tax Rev-Del, P&I	-	-	-
Investment Earnings	-	-	-
Insurance Recovery	-	-	-
FSP-Compensation	-	-	-
TEA-State Health Ins-Employee Portion	-	-	-
Local Grants	-	-	-
Other Local Revenues	-	-	9,500
Miscellaneous Revenues	-	-	-
Indirect Cost Rev-Local Grants	-	-	-
Indirect Cost Rev-State	-	-	-
Indirect Cost Rev-Federal Grants	-	-	-
Total Revenues:	\$ 971,271	\$ 676,389	\$ 592,212
Other Resources			
Local HCTO Tax Collection Fees	-	-	-
State TRS Matching	-	-	-
Transfers In-Choice Partners	-	-	-
Total Other Resources:	\$ -	\$ -	\$ -
Total Revenues & Other Resources:	\$ 971,271	\$ 676,389	\$ 592,212
<u>EXPENDITURES & OTHER USES</u>			
Expenditures & Encumbrances			
Payroll Costs	723,433	539,386	438,964
Contracted & Professional Services	21,000	27,710	38,319
Supplies & Materials	167,932	99,333	78,751
Other Operating Costs	85,438	56,533	80,152
Debt Services	-	-	-
Capital Outlay	-	-	-
Total Expenditures & Encumbrances:	\$ 997,803	\$ 722,963	\$ 636,186
Other Uses			
Transfers Out-Special Revenue Funds	-	-	-
Transfers Out-Head Start Fund 205	-	-	-
Transfers Out-Head Start Fund 289	-	-	-
Transfers Out-Debt Service	-	-	-
Transfers Out-PFC Fund	-	-	-
Transfers Out-Department Wide	-	-	-
Transfers Out-COVID-19	-	-	-
Transfers Out-Star Reimagined	-	-	-
Total Other Uses:	\$ -	\$ -	\$ -
Total Expenditures & Other Uses:	\$ 997,803	\$ 722,963	\$ 636,186
Revenue Over/(Under) Expenditures:	\$(26,532)	\$(46,573)	\$(43,974)

HARRIS COUNTY DEPARTMENT OF EDUCATION

Schedule 12

INTERIM FINANCIAL REPORTS (Unaudited)**GENERAL FUNDS DETAIL BY DIVISION****ACTUALS AND ENCUMBRANCES-CURRENT YEAR V. PRIOR YEAR**

Fiscal year to date: May 31, 2024

Superintendent's Office			
	CURRENT YEAR- BUDGET	CURRENT YEAR- ACTUAL REV, EXP AND ENC	PRIOR YEAR- ACTUAL REV, EXP & ENC
<u>REVENUES & OTHER RESOURCES</u>			
Revenues			
Customer Fees/Charges	\$ -	\$ -	\$ -
Local Property Tax Rev-Current	734,108	553,354	524,814
Local Property Tax Rev-Del, P&I	-	-	-
Investment Earnings	-	-	-
Insurance Recovery	-	-	-
FSP-Compensation	-	-	-
TEA-State Health Ins-Employee Portion	-	-	-
Local Grants	-	-	-
Other Local Revenues	-	-	-
Miscellaneous Revenues	-	-	-
Indirect Cost Rev-Local Grants	-	-	-
Indirect Cost Rev-State	-	-	-
Indirect Cost Rev-Federal Grants	-	-	-
Total Revenues:	\$ 734,108	\$ 553,354	\$ 524,814
Other Resources			
Local HCTO Tax Collection Fees	-	-	-
State TRS Matching	-	-	-
Transfers In-Choice Partners	-	-	-
Total Other Resources:	\$ -	\$ -	\$ -
Total Revenues & Other Resources:	\$ 734,108	\$ 553,354	\$ 524,814
<u>EXPENDITURES & OTHER USES</u>			
Expenditures & Encumbrances			
Payroll Costs	619,729	497,180	477,387
Contracted & Professional Services	45,500	23,853	8,797
Supplies & Materials	11,970	2,449	3,509
Other Operating Costs	56,909	30,721	36,104
Debt Services	-	-	-
Capital Outlay	-	-	-
Total Expenditures & Encumbrances:	\$ 734,108	\$ 554,203	\$ 525,797
Other Uses			
Transfers Out-Special Revenue Funds	-	-	-
Transfers Out-Head Start Fund 205	-	-	-
Transfers Out-Head Start Fund 289	-	-	-
Transfers Out-Debt Service	-	-	-
Transfers Out-PFC Fund	-	-	-
Transfers Out-Department Wide	-	-	-
Transfers Out-COVID-19	-	-	-
Transfers Out-Star Reimagined	-	-	-
Total Other Uses:	\$ -	\$ -	\$ -
Total Expenditures & Other Uses:	\$ 734,108	\$ 554,203	\$ 525,797
Revenue Over/(Under) Expenditures:	\$ -	\$(850)	\$(983)

HARRIS COUNTY DEPARTMENT OF EDUCATION

Schedule 12

INTERIM FINANCIAL REPORTS (Unaudited)**GENERAL FUNDS DETAIL BY DIVISION****ACTUALS AND ENCUMBRANCES-CURRENT YEAR V. PRIOR YEAR**

Fiscal year to date: May 31, 2024

State TEA Employee Portion Health Ins

	CURRENT YEAR- BUDGET	CURRENT YEAR- ACTUAL REV, EXP AND ENC	PRIOR YEAR- ACTUAL REV, EXP & ENC
<u>REVENUES & OTHER RESOURCES</u>			
Revenues			
Customer Fees/Charges	\$ -	\$ -	\$ -
Local Property Tax Rev-Current	-	-	-
Local Property Tax Rev-Del, P&I	-	-	-
Investment Earnings	-	-	-
Insurance Recovery	-	-	-
FSP-Compensation	-	-	-
TEA-State Health Ins-Employee Portion	248,000	283,958	283,958
Local Grants	-	-	-
Other Local Revenues	-	-	-
Miscellaneous Revenues	-	-	-
Indirect Cost Rev-Local Grants	-	-	-
Indirect Cost Rev-State	-	-	-
Indirect Cost Rev-Federal Grants	-	-	-
Total Revenues:	<u>\$ 248,000</u>	<u>\$ 283,958</u>	<u>\$ 283,958</u>
Other Resources			
Local HCTO Tax Collection Fees	-	-	-
State TRS Matching	-	-	-
Transfers In-Choice Partners	-	-	-
Total Other Resources:	<u>\$ -</u>	<u>\$ -</u>	<u>\$ -</u>
Total Revenues & Other Resources:	<u>\$ 248,000</u>	<u>\$ 283,958</u>	<u>\$ 283,958</u>
<u>EXPENDITURES & OTHER USES</u>			
Expenditures & Encumbrances			
Payroll Costs	248,000	-	-
Contracted & Professional Services	-	-	-
Supplies & Materials	-	-	-
Other Operating Costs	-	-	-
Debt Services	-	-	-
Capital Outlay	-	-	-
Total Expenditures & Encumbrances:	<u>\$ 248,000</u>	<u>\$ -</u>	<u>\$ -</u>
Other Uses			
Transfers Out-Special Revenue Funds	-	-	-
Transfers Out-Head Start Fund 205	-	-	-
Transfers Out-Head Start Fund 289	-	-	-
Transfers Out-Debt Service	-	-	-
Transfers Out-PFC Fund	-	-	-
Transfers Out-Department Wide	-	-	-
Transfers Out-COVID-19	-	-	-
Transfers Out-Star Reimagined	-	-	-
Total Other Uses:	<u>\$ -</u>	<u>\$ -</u>	<u>\$ -</u>
Total Expenditures & Other Uses:	<u>\$ 248,000</u>	<u>\$ -</u>	<u>\$ -</u>
Revenue Over/(Under) Expenditures:	<u>\$ -</u>	<u>\$ 283,958</u>	<u>\$ 283,958</u>

HARRIS COUNTY DEPARTMENT OF EDUCATION

Schedule 12

INTERIM FINANCIAL REPORTS (Unaudited)**GENERAL FUNDS DETAIL BY DIVISION****ACTUALS AND ENCUMBRANCES-CURRENT YEAR V. PRIOR YEAR**

Fiscal year to date: May 31, 2024

State TRS On Behalf Payments

	CURRENT YEAR- BUDGET	CURRENT YEAR- ACTUAL REV, EXP AND ENC	PRIOR YEAR- ACTUAL REV, EXP & ENC
<u>REVENUES & OTHER RESOURCES</u>			
Revenues			
Customer Fees/Charges	\$ -	\$ -	\$ -
Local Property Tax Rev-Current	-	-	-
Local Property Tax Rev-Del, P&I	-	-	-
Investment Earnings	-	-	-
Insurance Recovery	-	-	-
FSP-Compensation	-	-	-
TEA-State Health Ins-Employee Portion	-	-	-
Local Grants	-	-	-
Other Local Revenues	-	-	-
Miscellaneous Revenues	-	-	-
Indirect Cost Rev-Local Grants	-	-	-
Indirect Cost Rev-State	-	-	-
Indirect Cost Rev-Federal Grants	-	-	-
Total Revenues:	\$ -	\$ -	\$ -
Other Resources			
Local HCTO Tax Collection Fees	-	-	-
State TRS Matching	3,300,000	-	-
Transfers In-Choice Partners	-	-	-
Total Other Resources:	\$ 3,300,000	\$ -	\$ -
Total Revenues & Other Resources:	\$ 3,300,000	\$ -	\$ -
<u>EXPENDITURES & OTHER USES</u>			
Expenditures & Encumbrances			
Payroll Costs	3,300,000	-	-
Contracted & Professional Services	-	-	-
Supplies & Materials	-	-	-
Other Operating Costs	-	-	-
Debt Services	-	-	-
Capital Outlay	-	-	-
Total Expenditures & Encumbrances:	\$ 3,300,000	\$ -	\$ -
Other Uses			
Transfers Out-Special Revenue Funds	-	-	-
Transfers Out-Head Start Fund 205	-	-	-
Transfers Out-Head Start Fund 289	-	-	-
Transfers Out-Debt Service	-	-	-
Transfers Out-PFC Fund	-	-	-
Transfers Out-Department Wide	-	-	-
Transfers Out-COVID-19	-	-	-
Transfers Out-Star Reimagined	-	-	-
Total Other Uses:	\$ -	\$ -	\$ -
Total Expenditures & Other Uses:	\$ 3,300,000	\$ -	\$ -
Revenue Over/(Under) Expenditures:	\$ -	\$ -	\$ -

HARRIS COUNTY DEPARTMENT OF EDUCATION

Schedule 12

INTERIM FINANCIAL REPORTS (Unaudited)**GENERAL FUNDS DETAIL BY DIVISION****ACTUALS AND ENCUMBRANCES-CURRENT YEAR V. PRIOR YEAR**

Fiscal year to date: May 31, 2024

Technology-Chief Communications Officer

	CURRENT YEAR- BUDGET	CURRENT YEAR- ACTUAL REV, EXP AND ENC	PRIOR YEAR- ACTUAL REV, EXP & ENC
<u>REVENUES & OTHER RESOURCES</u>			
Revenues			
Customer Fees/Charges	\$ -	\$ -	\$ -
Local Property Tax Rev-Current	240,357	169,353	169,249
Local Property Tax Rev-Del, P&I	-	-	-
Investment Earnings	-	-	-
Insurance Recovery	-	-	-
FSP-Compensation	-	-	-
TEA-State Health Ins-Employee Portion	-	-	-
Local Grants	-	-	-
Other Local Revenues	-	-	-
Miscellaneous Revenues	-	-	-
Indirect Cost Rev-Local Grants	-	-	-
Indirect Cost Rev-State	-	-	-
Indirect Cost Rev-Federal Grants	-	-	-
Total Revenues:	\$ 240,357	\$ 169,353	\$ 169,249
Other Resources			
Local HCTO Tax Collection Fees	-	-	-
State TRS Matching	-	-	-
Transfers In-Choice Partners	-	-	-
Total Other Resources:	\$ -	\$ -	\$ -
Total Revenues & Other Resources:	\$ 240,357	\$ 169,353	\$ 169,249
<u>EXPENDITURES & OTHER USES</u>			
Expenditures & Encumbrances			
Payroll Costs	219,072	162,664	158,977
Contracted & Professional Services	1,500	915	5,457
Supplies & Materials	3,650	880	288
Other Operating Costs	16,135	5,275	5,926
Debt Services	-	-	-
Capital Outlay	-	-	-
Total Expenditures & Encumbrances:	\$ 240,357	\$ 169,734	\$ 170,649
Other Uses			
Transfers Out-Special Revenue Funds	-	-	-
Transfers Out-Head Start Fund 205	-	-	-
Transfers Out-Head Start Fund 289	-	-	-
Transfers Out-Debt Service	-	-	-
Transfers Out-PFC Fund	-	-	-
Transfers Out-Department Wide	-	-	-
Transfers Out-COVID-19	-	-	-
Transfers Out-Star Reimagined	-	-	-
Total Other Uses:	\$ -	\$ -	\$ -
Total Expenditures & Other Uses:	\$ 240,357	\$ 169,734	\$ 170,649
Revenue Over/(Under) Expenditures:	\$ -	\$(381)	\$(1,400)

HARRIS COUNTY DEPARTMENT OF EDUCATION

Schedule 12

INTERIM FINANCIAL REPORTS (Unaudited)**GENERAL FUNDS DETAIL BY DIVISION****ACTUALS AND ENCUMBRANCES-CURRENT YEAR V. PRIOR YEAR**

Fiscal year to date: May 31, 2024

Technology-IT Services			
	CURRENT YEAR- BUDGET	CURRENT YEAR- ACTUAL REV, EXP AND ENC	PRIOR YEAR- ACTUAL REV, EXP & ENC
<u>REVENUES & OTHER RESOURCES</u>			
Revenues			
Customer Fees/Charges	\$ -	\$ -	\$ -
Local Property Tax Rev-Current	3,533,949	2,708,221	2,239,412
Local Property Tax Rev-Del, P&I	-	-	-
Investment Earnings	-	-	-
Insurance Recovery	-	-	-
FSP-Compensation	-	-	-
TEA-State Health Ins-Employee Portion	-	-	-
Local Grants	-	-	-
Other Local Revenues	-	35	-
Miscellaneous Revenues	-	-	-
Indirect Cost Rev-Local Grants	-	-	-
Indirect Cost Rev-State	-	-	-
Indirect Cost Rev-Federal Grants	758,299	664,300	707,402
Total Revenues:	\$ 4,292,248	\$ 3,372,556	\$ 2,946,814
Other Resources			
Local HCTO Tax Collection Fees	-	-	-
State TRS Matching	-	-	-
Transfers In-Choice Partners	-	-	-
Total Other Resources:	\$ -	\$ -	\$ -
Total Revenues & Other Resources:	\$ 4,292,248	\$ 3,372,556	\$ 2,946,814
<u>EXPENDITURES & OTHER USES</u>			
Expenditures & Encumbrances			
Payroll Costs	2,756,613	2,008,981	1,711,740
Contracted & Professional Services	207,088	197,218	282,788
Supplies & Materials	1,154,840	1,091,573	1,064,363
Other Operating Costs	173,427	138,993	62,664
Debt Services	-	-	-
Capital Outlay	280	-	22,958
Total Expenditures & Encumbrances:	\$ 4,292,248	\$ 3,436,766	\$ 3,144,513
Other Uses			
Transfers Out-Special Revenue Funds	-	-	-
Transfers Out-Head Start Fund 205	-	-	-
Transfers Out-Head Start Fund 289	-	-	-
Transfers Out-Debt Service	-	-	-
Transfers Out-PFC Fund	-	-	-
Transfers Out-Department Wide	-	-	-
Transfers Out-COVID-19	-	-	-
Transfers Out-Star Reimagined	-	-	-
Total Other Uses:	\$ -	\$ -	\$ -
Total Expenditures & Other Uses:	\$ 4,292,248	\$ 3,436,766	\$ 3,144,513
Revenue Over/(Under) Expenditures:	\$ -	\$(64,210)	\$(197,699)

HARRIS COUNTY DEPARTMENT OF EDUCATION

Schedule 12

INTERIM FINANCIAL REPORTS (Unaudited)**GENERAL FUNDS DETAIL BY DIVISION****ACTUALS AND ENCUMBRANCES-CURRENT YEAR V. PRIOR YEAR**

Fiscal year to date: May 31, 2024

School Based Therapy Services

	CURRENT YEAR- BUDGET	CURRENT YEAR- ACTUAL REV, EXP AND ENC	PRIOR YEAR- ACTUAL REV, EXP & ENC
<u>REVENUES & OTHER RESOURCES</u>			
Revenues			
Customer Fees/Charges	\$ 12,016,808	\$ 8,891,033	\$ 8,502,586
Local Property Tax Rev-Current	3,379,077	1,817,607	1,260,224
Local Property Tax Rev-Del, P&I	-	-	-
Investment Earnings	-	-	-
Insurance Recovery	-	-	-
FSP-Compensation	-	-	-
TEA-State Health Ins-Employee Portion	-	-	-
Local Grants	-	-	-
Other Local Revenues	-	-	-
Miscellaneous Revenues	-	-	-
Indirect Cost Rev-Local Grants	-	-	-
Indirect Cost Rev-State	-	-	-
Indirect Cost Rev-Federal Grants	-	-	-
Total Revenues:	\$ 15,395,885	\$ 10,708,639	\$ 9,762,809
Other Resources			
Local HCTO Tax Collection Fees	-	-	-
State TRS Matching	-	-	-
Transfers In-Choice Partners	-	-	-
Total Other Resources:	\$ -	\$ -	\$ -
Total Revenues & Other Resources:	\$ 15,395,885	\$ 10,708,639	\$ 9,762,809
<u>EXPENDITURES & OTHER USES</u>			
Expenditures & Encumbrances			
Payroll Costs	14,982,374	10,539,050	9,555,429
Contracted & Professional Services	44,900	27,338	12,144
Supplies & Materials	129,500	7,851	101,481
Other Operating Costs	239,111	139,269	141,863
Debt Services	-	-	-
Capital Outlay	-	-	-
Total Expenditures & Encumbrances:	\$ 15,395,885	\$ 10,713,508	\$ 9,810,916
Other Uses			
Transfers Out-Special Revenue Funds	-	-	-
Transfers Out-Head Start Fund 205	-	-	-
Transfers Out-Head Start Fund 289	-	-	-
Transfers Out-Debt Service	-	-	-
Transfers Out-PFC Fund	-	-	-
Transfers Out-Department Wide	-	-	-
Transfers Out-COVID-19	-	-	-
Transfers Out-Star Reimagined	-	-	-
Total Other Uses:	\$ -	\$ -	\$ -
Total Expenditures & Other Uses:	\$ 15,395,885	\$ 10,713,508	\$ 9,810,916
Revenue Over/(Under) Expenditures:	\$ -	\$(4,869)	\$(48,107)

HARRIS COUNTY DEPARTMENT OF EDUCATION

Schedule 12

INTERIM FINANCIAL REPORTS (Unaudited)**GENERAL FUNDS DETAIL BY DIVISION****ACTUALS AND ENCUMBRANCES-CURRENT YEAR V. PRIOR YEAR**

Fiscal year to date: May 31, 2024

Total General Fund			
	CURRENT YEAR- BUDGET	CURRENT YEAR- ACTUAL REV, EXP AND ENC	PRIOR YEAR- ACTUAL REV, EXP & ENC
<u>REVENUES & OTHER RESOURCES</u>			
Revenues			
Customer Fees/Charges	\$ 28,186,979	\$ 22,697,450	\$ 19,163,570
Local Property Tax Rev-Current	30,400,840	30,193,841	27,636,655
Local Property Tax Rev-Del, P&I	100,000	(221,919)	(20,911)
Investment Earnings	1,000,000	1,581,307	1,119,181
Insurance Recovery	-	-	2,803
FSP-Compensation	200,000	139,860	139,860
TEA-State Health Ins-Employee Portion	248,000	283,958	283,958
Local Grants	-	-	-
Other Local Revenues	141,000	80,924	188,762
Miscellaneous Revenues	-	105,071	784
Indirect Cost Rev-Local Grants	1,827	727	(373)
Indirect Cost Rev-State	-	-	-
Indirect Cost Rev-Federal Grants	1,628,162	1,482,307	1,422,862
Total Revenues:	\$ 61,906,808	\$ 56,343,525	\$ 49,937,151
Other Resources			
Local HCTO Tax Collection Fees	-	-	-
State TRS Matching	3,300,000	-	-
Transfers In-Choice Partners	4,494,669	6,242,820	3,397,324
Total Other Resources:	\$ 7,794,669	\$ 6,242,820	\$ 3,397,324
Total Revenues & Other Resources:	\$ 69,701,477	\$ 62,586,344	\$ 53,334,475
<u>EXPENDITURES & OTHER USES</u>			
Expenditures & Encumbrances			
Payroll Costs	48,866,076	32,029,005	28,648,759
Contracted & Professional Services	4,910,091	3,578,037	4,088,697
Supplies & Materials	3,347,167	2,318,876	2,263,521
Other Operating Costs	9,491,389	7,026,263	6,338,523
Debt Services	-	-	-
Capital Outlay	6,311	6,030	30,040
Total Expenditures & Encumbrances:	\$ 66,621,034	\$ 44,958,211	\$ 41,369,540
Other Uses			
Transfers Out-Special Revenue Funds	550,787	-	18,141
Transfers Out-Head Start Fund 205	500,000	-	371,743
Transfers Out-Head Start Fund 289	-	-	-
Transfers Out-Debt Service	3,349,975	2,233,513	4,341,212
Transfers Out-PFC Fund	-	-	-
Transfers Out-Department Wide	-	-	1,951,300
Transfers Out-COVID-19	-	-	-
Transfers Out-Star Reimagined	-	-	-
Total Other Uses:	\$ 4,400,762	\$ 2,233,513	\$ 6,682,396
Total Expenditures & Other Uses:	\$ 71,021,796	\$ 47,191,723	\$ 48,051,937
Revenue Over/(Under) Expenditures:	\$ (1,320,319)	\$ 15,394,621	\$ 5,282,500

HARRIS COUNTY DEPARTMENT OF EDUCATION

Schedule 13

INTERIM FINANCIAL REPORTS (Unaudited)

SPECIAL REVENUE FUNDS DETAIL BY DIVISION

ACTUALS AND ENCUMBRANCES-CURRENT YEAR V. PRIOR YEAR

Fiscal year to date: May 31, 2024

Adult Education Program			
	CURRENT YEAR- BUDGET	CURRENT YEAR- ACTUAL REV, EXP AND ENC	PRIOR YEAR- ACTUAL REV, EXP & ENC
<u>REVENUES & OTHER RESOURCES</u>			
Revenues			
Local Revenues	\$ 458,696	\$ 66,113	\$ -
State Program Revenue	-	-	-
Federal Program Revenue	3,948,365	3,146,282	2,742,999
Total Revenues:	\$ 4,407,061	\$ 3,212,395	\$ 2,742,999
Other Resources			
Transfers In	-	-	-
Total Other Resources:	\$ -	\$ -	\$ -
Total Revenues & Other Resources:	\$ 4,407,061	\$ 3,212,395	\$ 2,742,999
<u>EXPENDITURES & OTHER USES</u>			
Expenditures & Encumbrances			
Payroll Costs	3,773,144	3,218,050	2,702,678
Contracted & Professional Services	500,906	425,428	641,512
Supplies & Materials	102,264	94,350	357,381
Other Operating Costs	30,747	16,468	26,552
Capital Outlay	-	-	-
Total Expenditures & Encumbrances:	\$ 4,407,061	\$ 3,754,295	\$ 3,728,124
Other Uses			
Transfers Out	-	-	-
Total Other Uses:	\$ -	\$ -	\$ -
Total Expenditures & Other Uses:	\$ 4,407,061	\$ 3,754,295	\$ 3,728,124
Revenue Over/(Under) Expenditures:	\$ -	\$(541,900)	\$(985,124)

HARRIS COUNTY DEPARTMENT OF EDUCATION

Schedule 13

INTERIM FINANCIAL REPORTS (Unaudited)

SPECIAL REVENUE FUNDS DETAIL BY DIVISION

ACTUALS AND ENCUMBRANCES-CURRENT YEAR V. PRIOR YEAR

Fiscal year to date: May 31, 2024

Administration - Chief of Staff

	CURRENT YEAR- BUDGET	CURRENT YEAR- ACTUAL REV, EXP AND ENC	PRIOR YEAR- ACTUAL REV, EXP & ENC
<u>REVENUES & OTHER RESOURCES</u>			
Revenues			
Local Revenues	\$ 198,064	\$ -	\$ -
State Program Revenue	-	-	-
Federal Program Revenue	-	-	-
Total Revenues:	<u>\$ 198,064</u>	<u>\$ -</u>	<u>\$ -</u>
Other Resources			
Transfers In	-	-	-
Total Other Resources:	<u>\$ -</u>	<u>\$ -</u>	<u>\$ -</u>
Total Revenues & Other Resources:	<u>\$ 198,064</u>	<u>\$ -</u>	<u>\$ -</u>
<u>EXPENDITURES & OTHER USES</u>			
Expenditures & Encumbrances			
Payroll Costs	149,447	31,603	-
Contracted & Professional Services	16,070	-	-
Supplies & Materials	15,765	3,730	-
Other Operating Costs	16,782	1,567	-
Capital Outlay	-	-	-
Total Expenditures & Encumbrances:	<u>\$ 198,064</u>	<u>\$ 36,899</u>	<u>\$ -</u>
Other Uses			
Transfers Out	-	-	-
Total Other Uses:	<u>\$ -</u>	<u>\$ -</u>	<u>\$ -</u>
Total Expenditures & Other Uses:	<u>\$ 198,064</u>	<u>\$ 36,899</u>	<u>\$ -</u>
Revenue Over/(Under) Expenditures:	<u>\$ -</u>	<u>\$(36,899)</u>	<u>\$ -</u>

HARRIS COUNTY DEPARTMENT OF EDUCATION

Schedule 13

INTERIM FINANCIAL REPORTS (Unaudited)

SPECIAL REVENUE FUNDS DETAIL BY DIVISION

ACTUALS AND ENCUMBRANCES-CURRENT YEAR V. PRIOR YEAR

Fiscal year to date: May 31, 2024

Center for Educator Success

	CURRENT YEAR- BUDGET	CURRENT YEAR- ACTUAL REV, EXP AND ENC	PRIOR YEAR- ACTUAL REV, EXP & ENC
<u>REVENUES & OTHER RESOURCES</u>			
Revenues			
Local Revenues	\$ 73,645	\$ 72,755	\$ 28,700
State Program Revenue	-	-	-
Federal Program Revenue	-	-	4,863
Total Revenues:	<u>\$ 73,645</u>	<u>\$ 72,755</u>	<u>\$ 33,563</u>
Other Resources			
Transfers In	-	-	-
Total Other Resources:	<u>\$ -</u>	<u>\$ -</u>	<u>\$ -</u>
Total Revenues & Other Resources:	<u>\$ 73,645</u>	<u>\$ 72,755</u>	<u>\$ 33,563</u>
<u>EXPENDITURES & OTHER USES</u>			
Expenditures & Encumbrances			
Payroll Costs	-	-	7,022
Contracted & Professional Services	49,417	-	36,926
Supplies & Materials	3,381	1,668	2,390
Other Operating Costs	20,847	-	20,700
Capital Outlay	-	-	-
Total Expenditures & Encumbrances:	<u>\$ 73,645</u>	<u>\$ 1,668</u>	<u>\$ 67,038</u>
Other Uses			
Transfers Out	-	-	-
Total Other Uses:	<u>\$ -</u>	<u>\$ -</u>	<u>\$ -</u>
Total Expenditures & Other Uses:	<u>\$ 73,645</u>	<u>\$ 1,668</u>	<u>\$ 67,038</u>
Revenue Over/(Under) Expenditures:	<u>\$ -</u>	<u>\$ 71,087</u>	<u>\$(33,475)</u>

HARRIS COUNTY DEPARTMENT OF EDUCATION

Schedule 13

INTERIM FINANCIAL REPORTS (Unaudited)

SPECIAL REVENUE FUNDS DETAIL BY DIVISION

ACTUALS AND ENCUMBRANCES-CURRENT YEAR V. PRIOR YEAR

Fiscal year to date: May 31, 2024

Ctr A/S Summ & Exp Learn

	CURRENT YEAR- BUDGET	CURRENT YEAR- ACTUAL REV, EXP AND ENC	PRIOR YEAR- ACTUAL REV, EXP & ENC
<u>REVENUES & OTHER RESOURCES</u>			
Revenues			
Local Revenues	\$ 2,996,608	\$ 565,511	\$ 650,185
State Program Revenue	-	-	-
Federal Program Revenue	7,013,496	3,165,363	2,593,904
Total Revenues:	<u>\$ 10,010,104</u>	<u>\$ 3,730,874</u>	<u>\$ 3,244,089</u>
Other Resources			
Transfers In	550,787	-	18,141
Total Other Resources:	<u>\$ 550,787</u>	<u>\$ -</u>	<u>\$ 18,141</u>
Total Revenues & Other Resources:	<u>\$ 10,560,891</u>	<u>\$ 3,730,874</u>	<u>\$ 3,262,230</u>
<u>EXPENDITURES & OTHER USES</u>			
Expenditures & Encumbrances			
Payroll Costs	3,273,276	2,085,133	1,553,617
Contracted & Professional Services	5,480,798	2,966,511	2,805,822
Supplies & Materials	701,762	262,181	159,105
Other Operating Costs	1,105,055	568,973	758,182
Capital Outlay	-	-	-
Total Expenditures & Encumbrances:	<u>\$ 10,560,891</u>	<u>\$ 5,882,797</u>	<u>\$ 5,276,726</u>
Other Uses			
Transfers Out	-	-	-
Total Other Uses:	<u>\$ -</u>	<u>\$ -</u>	<u>\$ -</u>
Total Expenditures & Other Uses:	<u>\$ 10,560,891</u>	<u>\$ 5,882,797</u>	<u>\$ 5,276,726</u>
Revenue Over/(Under) Expenditures:	<u>\$ -</u>	<u>\$(2,151,924)</u>	<u>\$(2,014,495)</u>

HARRIS COUNTY DEPARTMENT OF EDUCATION

Schedule 13

INTERIM FINANCIAL REPORTS (Unaudited)**SPECIAL REVENUE FUNDS DETAIL BY DIVISION****ACTUALS AND ENCUMBRANCES-CURRENT YEAR V. PRIOR YEAR**

Fiscal year to date: May 31, 2024

Head Start Program			
	CURRENT YEAR- BUDGET	CURRENT YEAR- ACTUAL REV, EXP AND ENC	PRIOR YEAR- ACTUAL REV, EXP & ENC
<u>REVENUES & OTHER RESOURCES</u>			
Revenues			
Local Revenues	\$ 4,792,366	\$ 3,030,891	\$ 1,437,345
State Program Revenue	-	-	-
Federal Program Revenue	28,448,045	15,839,342	15,398,216
Total Revenues:	\$ 33,240,411	\$ 18,870,233	\$ 16,835,561
Other Resources			
Transfers In	500,000	-	371,743
Total Other Resources:	\$ 500,000	\$ -	\$ 371,743
Total Revenues & Other Resources:	\$ 33,740,411	\$ 18,870,233	\$ 17,207,304
<u>EXPENDITURES & OTHER USES</u>			
Expenditures & Encumbrances			
Payroll Costs	11,907,268	10,195,019	10,541,206
Contracted & Professional Services	5,896,277	3,112,628	2,854,422
Supplies & Materials	5,401,302	1,635,893	1,832,305
Other Operating Costs	4,889,399	3,134,791	1,802,506
Capital Outlay	5,646,165	5,037,524	9,315,295
Total Expenditures & Encumbrances:	\$ 33,740,411	\$ 23,115,855	\$ 26,345,734
Other Uses			
Transfers Out	-	-	-
Total Other Uses:	\$ -	\$ -	\$ -
Total Expenditures & Other Uses:	\$ 33,740,411	\$ 23,115,855	\$ 26,345,734
Revenue Over/(Under) Expenditures:	\$ -	\$(4,245,622)	\$(9,138,430)

HARRIS COUNTY DEPARTMENT OF EDUCATION

Schedule 13

INTERIM FINANCIAL REPORTS (Unaudited)

SPECIAL REVENUE FUNDS DETAIL BY DIVISION

ACTUALS AND ENCUMBRANCES-CURRENT YEAR V. PRIOR YEAR

Fiscal year to date: May 31, 2024

Center for Safe and Secure Schools

	CURRENT YEAR- BUDGET	CURRENT YEAR- ACTUAL REV, EXP AND ENC	PRIOR YEAR- ACTUAL REV, EXP & ENC
<u>REVENUES & OTHER RESOURCES</u>			
Revenues			
Local Revenues	\$ -	\$ -	\$ -
State Program Revenue	-	-	-
Federal Program Revenue	-	-	3,368
Total Revenues:	<u>\$ -</u>	<u>\$ -</u>	<u>\$ 3,368</u>
Other Resources			
Transfers In	-	-	-
Total Other Resources:	<u>\$ -</u>	<u>\$ -</u>	<u>\$ -</u>
Total Revenues & Other Resources:	<u>\$ -</u>	<u>\$ -</u>	<u>\$ 3,368</u>
<u>EXPENDITURES & OTHER USES</u>			
Expenditures & Encumbrances			
Payroll Costs	-	-	3,368
Contracted & Professional Services	-	-	-
Supplies & Materials	-	-	-
Other Operating Costs	-	-	-
Capital Outlay	-	-	-
Total Expenditures & Encumbrances:	<u>\$ -</u>	<u>\$ -</u>	<u>\$ 3,368</u>
Other Uses			
Transfers Out	-	-	-
Total Other Uses:	<u>\$ -</u>	<u>\$ -</u>	<u>\$ -</u>
Total Expenditures & Other Uses:	<u>\$ -</u>	<u>\$ -</u>	<u>\$ 3,368</u>
Revenue Over/(Under) Expenditures:	<u>\$ -</u>	<u>\$ -</u>	<u>\$ -</u>

HARRIS COUNTY DEPARTMENT OF EDUCATION

Schedule 13

INTERIM FINANCIAL REPORTS (Unaudited)

SPECIAL REVENUE FUNDS DETAIL BY DIVISION

ACTUALS AND ENCUMBRANCES-CURRENT YEAR V. PRIOR YEAR

Fiscal year to date: May 31, 2024

Special Schools - ABS East

	CURRENT YEAR- BUDGET	CURRENT YEAR- ACTUAL REV, EXP AND ENC	PRIOR YEAR- ACTUAL REV, EXP & ENC
<u>REVENUES & OTHER RESOURCES</u>			
Revenues			
Local Revenues	\$ -	\$ -	\$ -
State Program Revenue	-	-	-
Federal Program Revenue	-	-	-
Total Revenues:	<u>\$ -</u>	<u>\$ -</u>	<u>\$ -</u>
Other Resources			
Transfers In	-	-	-
Total Other Resources:	<u>\$ -</u>	<u>\$ -</u>	<u>\$ -</u>
Total Revenues & Other Resources:	<u>\$ -</u>	<u>\$ -</u>	<u>\$ -</u>
<u>EXPENDITURES & OTHER USES</u>			
Expenditures & Encumbrances			
Payroll Costs	-	-	-
Contracted & Professional Services	-	-	-
Supplies & Materials	-	-	-
Other Operating Costs	-	-	-
Capital Outlay	-	-	-
Total Expenditures & Encumbrances:	<u>\$ -</u>	<u>\$ -</u>	<u>\$ -</u>
Other Uses			
Transfers Out	-	-	-
Total Other Uses:	<u>\$ -</u>	<u>\$ -</u>	<u>\$ -</u>
Total Expenditures & Other Uses:	<u>\$ -</u>	<u>\$ -</u>	<u>\$ -</u>
Revenue Over/(Under) Expenditures:	<u>\$ -</u>	<u>\$ -</u>	<u>\$ -</u>

HARRIS COUNTY DEPARTMENT OF EDUCATION

Schedule 13

INTERIM FINANCIAL REPORTS (Unaudited)

SPECIAL REVENUE FUNDS DETAIL BY DIVISION

ACTUALS AND ENCUMBRANCES-CURRENT YEAR V. PRIOR YEAR

Fiscal year to date: May 31, 2024

Special Schools - ABS West

	CURRENT YEAR- BUDGET	CURRENT YEAR- ACTUAL REV, EXP AND ENC	PRIOR YEAR- ACTUAL REV, EXP & ENC
<u>REVENUES & OTHER RESOURCES</u>			
Revenues			
Local Revenues	\$ 3,000	\$ -	\$ -
State Program Revenue	-	-	-
Federal Program Revenue	-	-	-
Total Revenues:	<u>\$ 3,000</u>	<u>\$ -</u>	<u>\$ -</u>
Other Resources			
Transfers In	-	-	-
Total Other Resources:	<u>\$ -</u>	<u>\$ -</u>	<u>\$ -</u>
Total Revenues & Other Resources:	<u>\$ 3,000</u>	<u>\$ -</u>	<u>\$ -</u>
<u>EXPENDITURES & OTHER USES</u>			
Expenditures & Encumbrances			
Payroll Costs	-	-	-
Contracted & Professional Services	-	-	-
Supplies & Materials	-	-	-
Other Operating Costs	3,000	-	-
Capital Outlay	-	-	-
Total Expenditures & Encumbrances:	<u>\$ 3,000</u>	<u>\$ -</u>	<u>\$ -</u>
Other Uses			
Transfers Out	-	-	-
Total Other Uses:	<u>\$ -</u>	<u>\$ -</u>	<u>\$ -</u>
Total Expenditures & Other Uses:	<u>\$ 3,000</u>	<u>\$ -</u>	<u>\$ -</u>
Revenue Over/(Under) Expenditures:	<u>\$ -</u>	<u>\$ -</u>	<u>\$ -</u>

HARRIS COUNTY DEPARTMENT OF EDUCATION

Schedule 13

INTERIM FINANCIAL REPORTS (Unaudited)

SPECIAL REVENUE FUNDS DETAIL BY DIVISION

ACTUALS AND ENCUMBRANCES-CURRENT YEAR V. PRIOR YEAR

Fiscal year to date: May 31, 2024

COVID-19 Disaster Recovery**REVENUES & OTHER RESOURCES****Revenues**

Local Revenues	\$ -	\$ -	\$ -
State Program Revenue	-	-	-
Federal Program Revenue	-	-	-
Total Revenues:	<u>\$ -</u>	<u>\$ -</u>	<u>\$ -</u>

Other Resources

Transfers In	-	-	-
Total Other Resources:	<u>\$ -</u>	<u>\$ -</u>	<u>\$ -</u>

Total Revenues & Other Resources:	<u>\$ -</u>	<u>\$ -</u>	<u>\$ -</u>
--	-------------	-------------	-------------

EXPENDITURES & OTHER USES**Expenditures & Encumbrances**

Payroll Costs	-	-	-
Contracted & Professional Services	-	-	-
Supplies & Materials	-	-	-
Other Operating Costs	-	-	-
Capital Outlay	-	-	-
Total Expenditures & Encumbrances:	<u>\$ -</u>	<u>\$ -</u>	<u>\$ -</u>

Other Uses

Transfers Out	-	-	-
Total Other Uses:	<u>\$ -</u>	<u>\$ -</u>	<u>\$ -</u>

Total Expenditures & Other Uses:	<u>\$ -</u>	<u>\$ -</u>	<u>\$ -</u>
---	-------------	-------------	-------------

Revenue Over/(Under) Expenditures:	<u>\$ -</u>	<u>\$ -</u>	<u>\$ -</u>
---	-------------	-------------	-------------

HARRIS COUNTY DEPARTMENT OF EDUCATION

Schedule 13

INTERIM FINANCIAL REPORTS (Unaudited)**SPECIAL REVENUE FUNDS DETAIL BY DIVISION****ACTUALS AND ENCUMBRANCES-CURRENT YEAR V. PRIOR YEAR**

Fiscal year to date: May 31, 2024

Total Special Revenue Fund			
	CURRENT YEAR- BUDGET	CURRENT YEAR- ACTUAL REV, EXP AND ENC	PRIOR YEAR- ACTUAL REV, EXP & ENC
<u>REVENUES & OTHER RESOURCES</u>			
Revenues			
Local Revenues	\$ 8,522,379	\$ 3,735,670	\$ 2,125,644
State Program Revenue	-	-	-
Federal Program Revenue	39,417,406	22,158,485	20,748,624
Total Revenues:	\$ 47,939,785	\$ 25,894,154	\$ 22,874,268
Other Resources			
Transfers In	1,050,787	-	389,884
Total Other Resources:	\$ 1,050,787	\$ -	\$ 389,884
Total Revenues & Other Resources:	\$ 48,990,572	\$ 25,894,154	\$ 23,264,152
<u>EXPENDITURES & OTHER USES</u>			
Expenditures & Encumbrances			
Payroll Costs	19,103,135	15,529,805	14,807,892
Contracted & Professional Services	11,950,968	6,504,567	6,343,956
Supplies & Materials	6,224,474	1,997,821	2,355,595
Other Operating Costs	6,065,830	3,721,798	2,607,941
Capital Outlay	5,646,165	5,037,524	9,315,295
Total Expenditures & Encumbrances:	\$ 48,990,572	\$ 32,791,515	\$ 35,430,677
Other Uses			
Transfers Out	-	-	-
Total Other Uses:	\$ -	\$ -	\$ -
Total Expenditures & Other Uses:	\$ 48,990,572	\$ 32,791,515	\$ 35,430,677
Revenue Over/(Under) Expenditures:	\$ -	\$(6,897,360)	\$(12,166,525)

HARRIS COUNTY DEPARTMENT OF EDUCATION
INTERIM FINANCIAL REPORTS (Unaudited)
REVENUES UPDATE - FY 2024 CUSTOMER FEES/CHARGES
Fiscal year to date: May 31, 2024

Schedule 14

	(a) BUDGET	(b) YTD ACTUAL	% REALIZED (b)/(a)
REVENUES-CUSTOMER FEES & CHARGES			
Business Support Services	320,000	323,729	101%
Center for Educator Success	819,924	263,352	32%
Center for Safe & Secure Schools	460,000	177,934	39%
Ctr A/S Summ & Exp Learn	85,500	62,963	74%
Facilities			
Records Management Services	1,973,580	1,022,116	52%
Research & Evaluation Institute	79,500	39,750	50%
Texas Center for Grants Development	900	1,265	141%
Special Schools & Services			
Academic and Behavior School East	4,888,488	4,263,245	87%
Academic and Behavior School West	4,830,979	4,841,885	100%
Fortis Academy	209,150	235,925	113%
Highpoint East School	2,502,150	2,574,255	103%
Technology			
School Based Therapy Services	12,016,808	8,891,033	74%
Total Revenues-Customer Fees & Charges:	\$ 28,186,979	\$ 22,697,450	81%

Fee for Service Revenue Growth Ratio

$$\frac{\text{Fee for Service Current Year less Fee for Service Previous Year}}{\text{Fee for Service Previous Year}} = \frac{22,697,450 - 19,163,570}{19,163,570} = 18.44\%$$

Revenue Growth Indicator

$$\frac{\text{Total Fee for Service Revenues (GF)}}{\text{Total Revenues}} = \frac{22,697,450}{121,444,103} = 18.69\%$$

HARRIS COUNTY DEPARTMENT OF EDUCATION
EXPENDITURES BY CLASS OBJECT GROUP - ALL FUNDS
Fiscal year to date: May 31, 2024

Schedule 15

	BUDGET	ACTUAL EXPENDITURES PLUS ENCUMBRANCES	VARIANCE	%SPENT
<u>CLASS OBJECT GROUPS</u>				
6100-Payroll Costs	\$ 73,537,706	\$ 51,698,575	\$ 21,839,131	70%
6200-Contracted Services	37,357,202	13,215,199	24,142,002	35%
6300-Supplies & Materials	10,392,971	4,971,487	5,421,484	47%
6400-Miscellaneous Operating Costs	18,433,854	12,726,512	5,707,342	69%
6500-Debt Service	4,070,491	2,455,152	1,615,339	60%
6600-Capital Outlay	35,346,134	22,748,392	12,597,742	64%
8900-Transfers Out	8,895,431	8,477,456	417,975	95%
TOTAL EXPENDITURES:	\$ 188,033,789	\$ 116,292,773	\$ 71,741,016	61%

HARRIS COUNTY DEPARTMENT OF EDUCATION
INTERIM FINANCIAL REPORTS (Unaudited)
CHART FOR PERFORMANCE MEASUREMENT
Fiscal year to date: May 31, 2024

Schedule 16

<u>BUDGET MANAGER TITLE</u>	<u>Revenues</u>	<u>Tax Subsidy</u>	<u>Expenditure and Encumbran</u>	<u>Includes Tax subsidy Variance</u>	<u>w/o Tax Profit Ratio</u>	<u>Profitability Variance</u>
Center for Educator Success	\$ 263,227	1,197,210	\$ 1,492,460	\$(32,023)	-467%	\$(1,229,233)
Choice Partners Cooperative	8,295,528	-	8,576,628	(281,100)	-3%	(281,100)
Records Management	1,066,656	468,851	1,640,819	(105,312)	-54%	(574,163)
School Based Therapy Services	8,891,033	1,817,607	10,713,508	(4,869)	-20%	(1,822,475)
Schools	11,919,655	2,206,105	13,136,457	989,303	-10%	(1,216,801)








May 2024 Financial Statements

Final Audit Report

2024-06-13

Created:	2024-06-11
By:	Anai Rodriguez (Anai.Rodriguez@hcde-texas.org)
Status:	Signed
Transaction ID:	CBJCHBCAABAAJDHz1RhglMCgRKgxvqfFxdF8WYhobDmG

"May 2024 Financial Statements" History

-  Document created by Anai Rodriguez (Anai.Rodriguez@hcde-texas.org)
2024-06-11 - 7:12:09 PM GMT
-  Document emailed to Marcia Leiva (mleiva@hcde-texas.org) for signature
2024-06-11 - 7:13:00 PM GMT
-  Document e-signed by Marcia Leiva (mleiva@hcde-texas.org)
Signature Date: 2024-06-13 - 5:09:12 PM GMT - Time Source: server
-  Document emailed to Jesus Amezcua (jamezcua@hcde-texas.org) for signature
2024-06-13 - 5:09:20 PM GMT
-  Email viewed by Jesus Amezcua (jamezcua@hcde-texas.org)
2024-06-13 - 6:21:21 PM GMT
-  Document e-signed by Jesus Amezcua (jamezcua@hcde-texas.org)
Signature Date: 2024-06-13 - 6:21:46 PM GMT - Time Source: server
-  Agreement completed.
2024-06-13 - 6:21:46 PM GMT