

Harris County
Department of
Education

Monthly Investment Report

as of April 30, 2019
(unaudited)

Audio Briefing at:

<https://www.showme.com/sh?h=Kvtn5PM>



MONTHLY INVESTMENT REPORT (unaudited)

PURPOSE OF REPORT

As of April 30, 2019

- State compliance with state law, HCDE policy and investment strategy.

Texas Government Code, Section 2256, Public Funds Investment Act; and

HCDE CDA (LEGAL) and CDA (LOCAL), Other Revenues: Investments

- Describe investment position at report date.

HCDE Portfolio by Investment Type / PFC Portfolio by Investment Type

- State account or fund for each investment asset.

HCDE Investment Earnings Reports / PFC Investment Earnings Reports

- State book and market value for each investment asset at beginning and end of the period.

HCDE Inventory Report / PFC Inventory Report

- Present a summary statement for each pooled fund group, including beginning market value; additions and changes to market value during the period; and ending market value.

HCDE Inventory Report / PFC Inventory Report



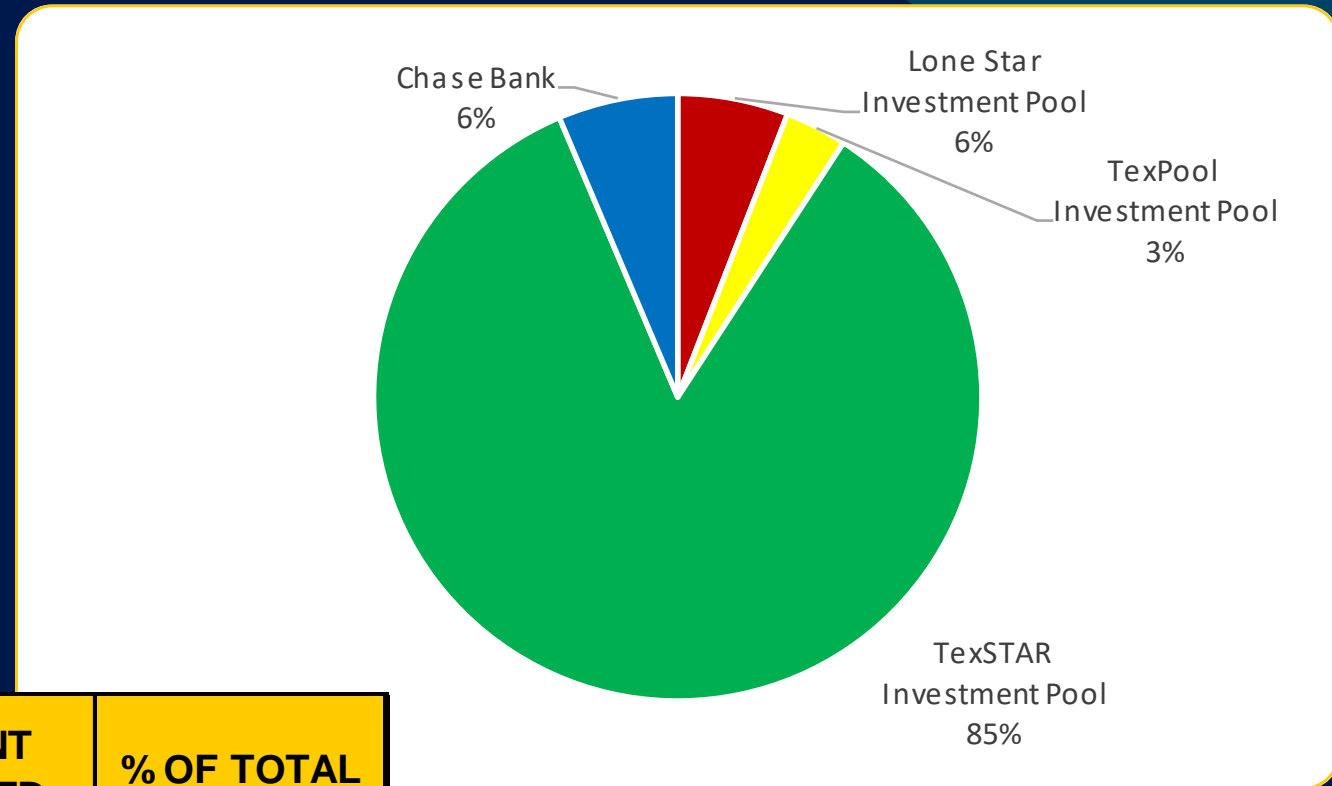
MONTHLY INVESTMENT REPORT (unaudited)

INVESTMENT BY FUND BY TYPE

As of April 30, 2019

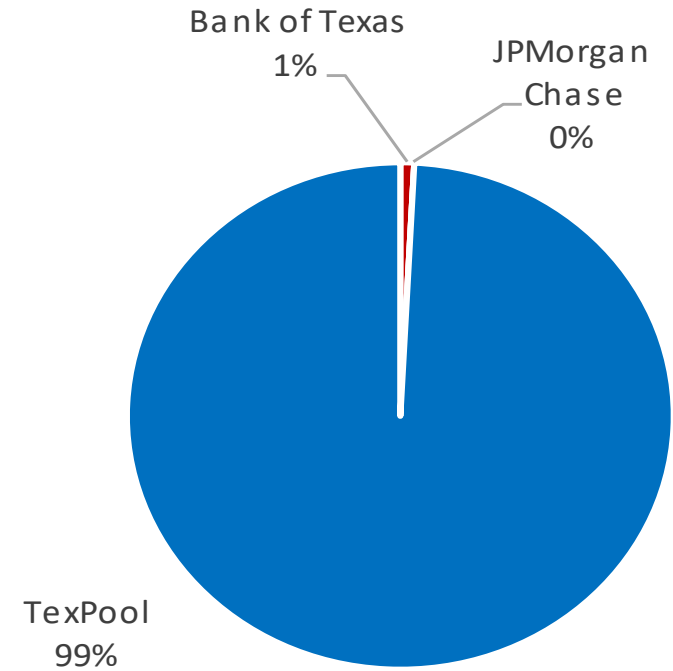
INVESTMENT TYPE	(A) GENERAL FUND	(B) RETIREMENT LEAVE FUND	(C) AGENCY FUNDS	(D) TOTAL HCDE (A)+(B)+(C)	(E) PUBLIC FACILITY CORPORATION	(F) TOTAL FUNDS (D) + (E)
Lone Star Investment Pool	\$ 2,597,236	\$ -	\$ -	\$ 2,597,236	\$ -	\$ 2,597,236
TexPool Investment Pool	900,822	554,149	-	1,454,972	10,437,401	11,892,373
TexSTAR Investment Pool	37,288,020	-	-	37,288,020	-	37,288,020
Bank - Chase (Cash)	2,767,651	-	43,798	2,811,449	-	2,811,449
Bank of Texas - Investment	-	-	-	-	8,907	8,907
Totals	\$43,553,730	\$ 554,149	\$ 43,798	\$44,151,677	\$ 10,446,308	\$54,597,985

MONTHLY INVESTMENT REPORT (unaudited) HCDE PORTFOLIO BY INVESTMENT TYPE As of April 30, 2019



GENERAL FUND INVESTMENT TYPE	AMOUNT INVESTED	% OF TOTAL
Bank Money Market Fund Sweep	\$ 2,811,449	6%
Investment Pools	41,340,228	94%
Totals:	\$ 44,151,677	100%

MONTHLY INVESTMENT REPORT (unaudited) PFC PORTFOLIO INVESTMENT BY TYPE As of April 30, 2019



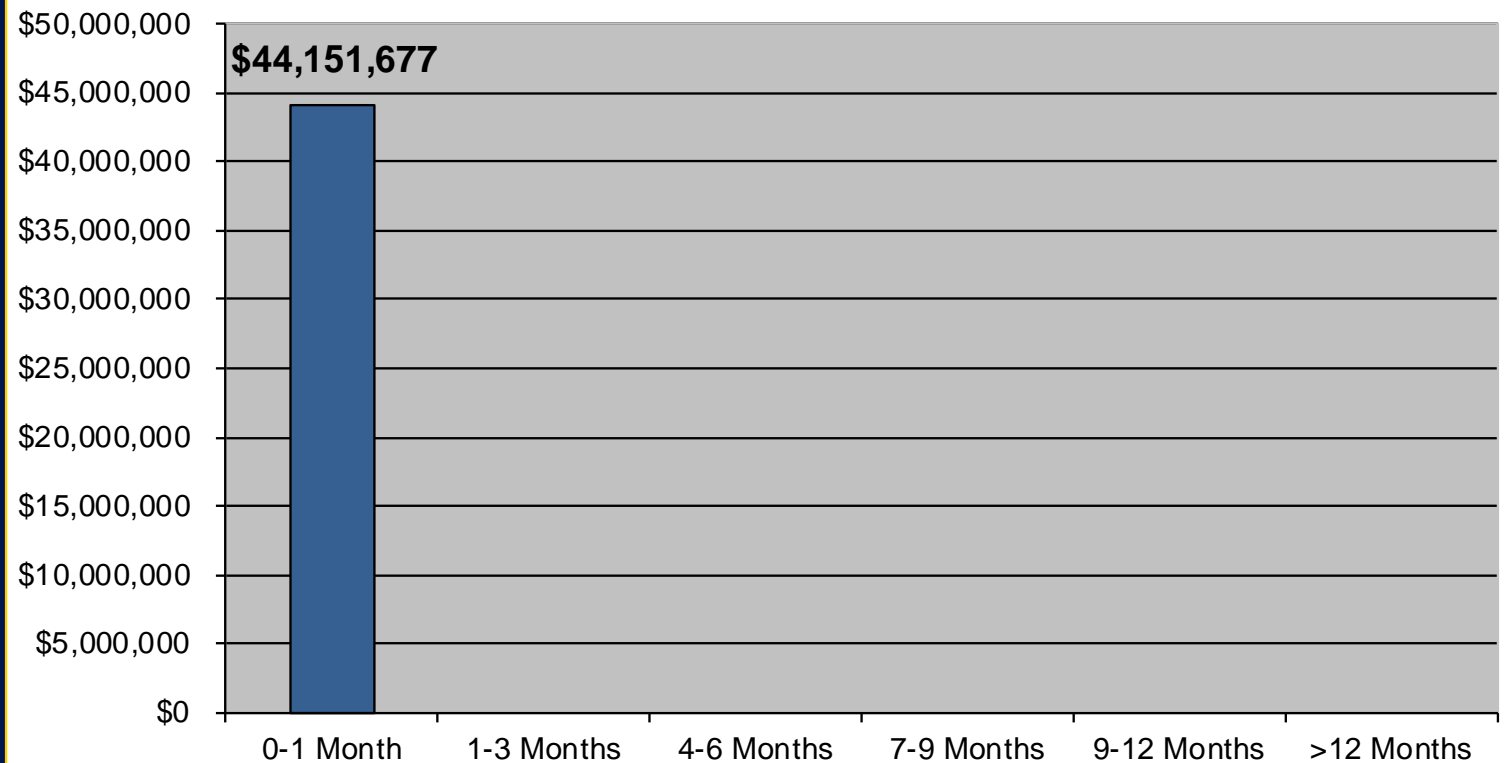
PFC INVESTMENT TYPE	AMOUNT INVESTED	% OF TOTAL
Bank of Texas Funds	88,933	0.83%
Bank Money Market Fund Sweep	-	0.00%
TexPool Investment Pools	10,602,625	99.17%
Total	10,691,559	100%

MONTHLY INVESTMENT REPORT (unaudited)
HCDE INVESTMENT PORTFOLIO COMPARISON
As of April 30, 2018 and April 30, 2019

	FY 2018	FY 2019	CHANGE FROM A YEAR AGO	% CHANGE
Lone Star Investment Pool	\$ 2,539,146	\$ 2,597,236	\$ 58,090	2%
TexPool Investment Pool	1,422,358	1,454,972	32,614	2%
TexSTAR Investment Pool	29,521,667	37,288,020	7,766,353	26%
Bank - Chase (Cash)	4,993,036	2,811,449	(2,181,587)	-44%
Total	\$38,476,207	\$44,151,677	\$ 5,675,470	15%
HCDE - Public Facility Corporation	10,855,700	10,446,308	(409,392)	-4%
Totals	\$49,331,907	\$54,597,985	\$ 5,266,078	11%

**MONTHLY INVESTMENT REPORT
(unaudited)
PORTFOLIO INVESTMENT
MATURITY
As of April 30, 2019**

**HARRIS COUNTY DEPARTMENT OF EDUCATION
General Fund Portfolio by Maturity Dates
\$44,151,677 as of April 30, 2019**



**MONTHLY INVESTMENT REPORT
(unaudited)
HCDE AND HCDE - PFC PORTFOLIO
MARKET AND BOOK VALUE
As of April 30, 2019**

HCDE	
Book value	\$44,151,677
Market Value	\$44,151,677
Unrealized Gain/(Loss)	\$ -
Fiscal Year-to-Date Earning, HCDE Funds	\$ 463,418
HCDE PFC	
Book value	\$10,446,308
Market Value	\$10,446,308
Unrealized Gain/(Loss)	\$ -
Fiscal Year-to-Date Earning, HCDE Funds	\$ 141,632

**MONTHLY INVESTMENT REPORT
(unaudited)
BEGINNING AND ENDING VALUES /
WAM / YIELD
As of April 30, 2019**

Beginning Book Value	\$ 45,658,662
Beginning Market Value	\$ 45,658,662
Beginning Weighted Average to Maturity	1 Day
Ending Book Value	\$ 44,151,677
Ending Market Value	\$ 44,151,677
Earnings for Period	\$82,043
Change in Book Value	\$ (1,506,984)
Change in Market Value	\$ (1,506,984)
Ending Weighted Average to Maturity	1 Day
Period Average Yield	2.415%
Period Average Benchmark **	2.385%

** Benchmark – 13 Week Treasury Bill at Maturity

Note: The Department also maintained an average of \$5,297,263 during March 2019 to yield 0.07223% in earnings credit resulting in savings of \$1,680.26

**MONTHLY INVESTMENT REPORT
(unaudited)
INVESTMENT INTEREST RATES AND
YIELD EARNED
FY2017-18 Compared to FY2018-19**

Month	INV POOLS %	
	FY18	FY19
SEP	.99 - 1.04	1.97 - 2.0
OCT	1.02 - 1.05	2.14 - 2.16
NOV	1.04 - 1.06	2.20 - 2.22
DEC	1.17 - 1.25	2.31 - 2.34
JAN	1.25 - 1.32	2.38 - 2.41
FEB	1.33 - 1.35	2.39 - 2.40
MAR	1.5 - 1.57	2.40 - 2.42
APR	1.63 - 1.68	-
MAY	1.70 - 1.73	-
JUN	1.82 - 1.92	-
JUL	1.89 - 1.91	-
AUG	1.91 - 1.93	-

Q&A

I certify that the following information is true and accurate to the best of my knowledge.

/s/ Jesus Amezcuca, Ph.D., CPA, RTSBA, Assistant Superintendent for Business Services

/s/ Rosa Maria Torres, RTSBA, Chief Accounting Officer

/s/ Jaime H. Martinez, MBA, Budget and Business Analyst