

MONTHLY INVESTMENT REPORT (unaudited)

PURPOSE OF REPORT

- State compliance with state law, HCDE policy and investment strategy.
Texas Government Code, Section 2256, Public Funds Investment Act; and HCDE CDA (LEGAL) and CDA (LOCAL), Other Revenues: Investments
- Describe investment position at report date.
Schedule 2 – HCDE Portfolio by Investment Type
Schedule 8 – PFC Portfolio by Investment Type
- State account or fund for each investment asset.
Schedule 5 – HCDE Investment Earnings Reports
Schedule 12 – PFC Investment Earnings Reports
- State book and market value for each investment asset at beginning and end of the period [quarter].
Schedule 7 – HCDE Inventory Report
Schedule 10 – PFC Inventory Report
- Present a summary statement for each pooled fund group, including beginning market value; additions and changes to market value during the period [quarter]; and ending market value.
Schedule 7 – HCDE Inventory Report
Schedule 10 – PFC Inventory Report


MONTHLY INVESTMENT REPORT (unaudited)

INVESTMENTS BY FUND BY TYPE AT August 31, 2013

INVESTMENT TYPE	(a) GENERAL FUND	(b) RETIREMENT LEAVE FUND	(c) AGENCY FUNDS	(d) TOTAL HCDE (a) + (b) + (c)	(e) PUBLIC FACILITY CORP	(f) TOTAL FUNDS (d) + (e)
Lone Star Investment Pool	501,940	-	-	501,940	-	501,940
TexPool Investment Pool	2,527,869	865,916	-	3,393,785	-	3,393,785
TexSTAR Investment Pool	14,399,561	-	-	14,399,561	-	14,399,561
Bank-Cash	3,793,888	-	28,507	3,822,395	1,048,578	4,870,973
Totals:	21,223,258	865,916	28,507	22,117,681	1,048,578	23,166,259

MONTHLY INVESTMENT REPORT (unaudited)

HCDE Portfolio by Investment Type at August 31, 2013
 \$22,117,681

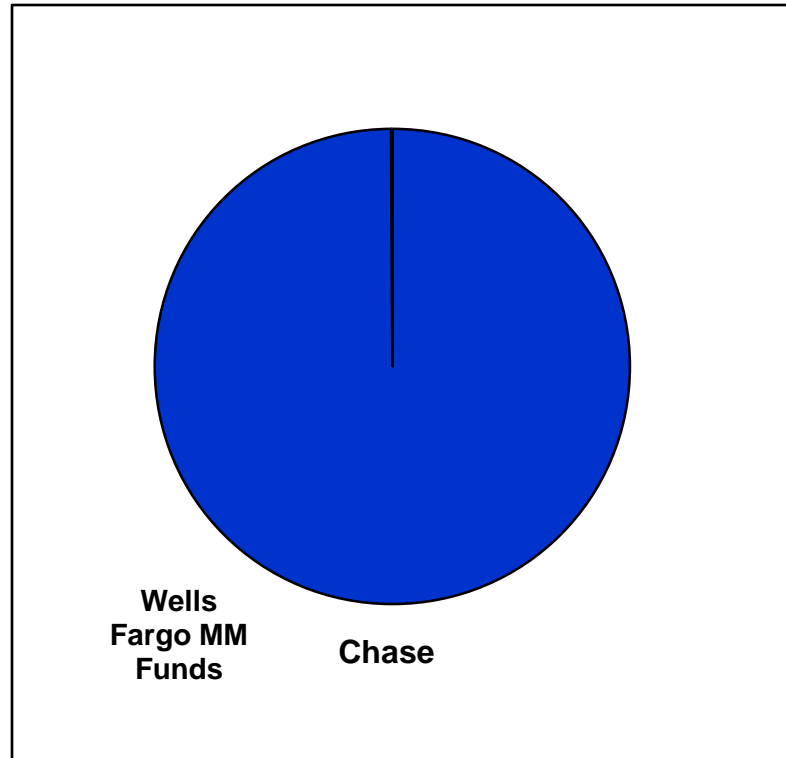


HCDE		
INVESTMENT TYPE	AMT INVESTED	% OF TOTAL
Bank Money Market Fund Sweep	\$3,822,395	17%
Investment Pools	\$18,295,286	83%

MONTHLY INVESTMENT REPORT (unaudited)

HCDE Portfolio by Investment Type at August 31, 2013

\$1,048,578



HCDE PFC		
INVESTMENT TYPE	AMT INVESTED	% OF TOTAL
Bank Money Market Fund Sweep	\$1,048,578	100%

MONTHLY INVESTMENT REPORT (unaudited)

Investment Portfolio Comparison

August 31, 2012 vs. August 31, 2013

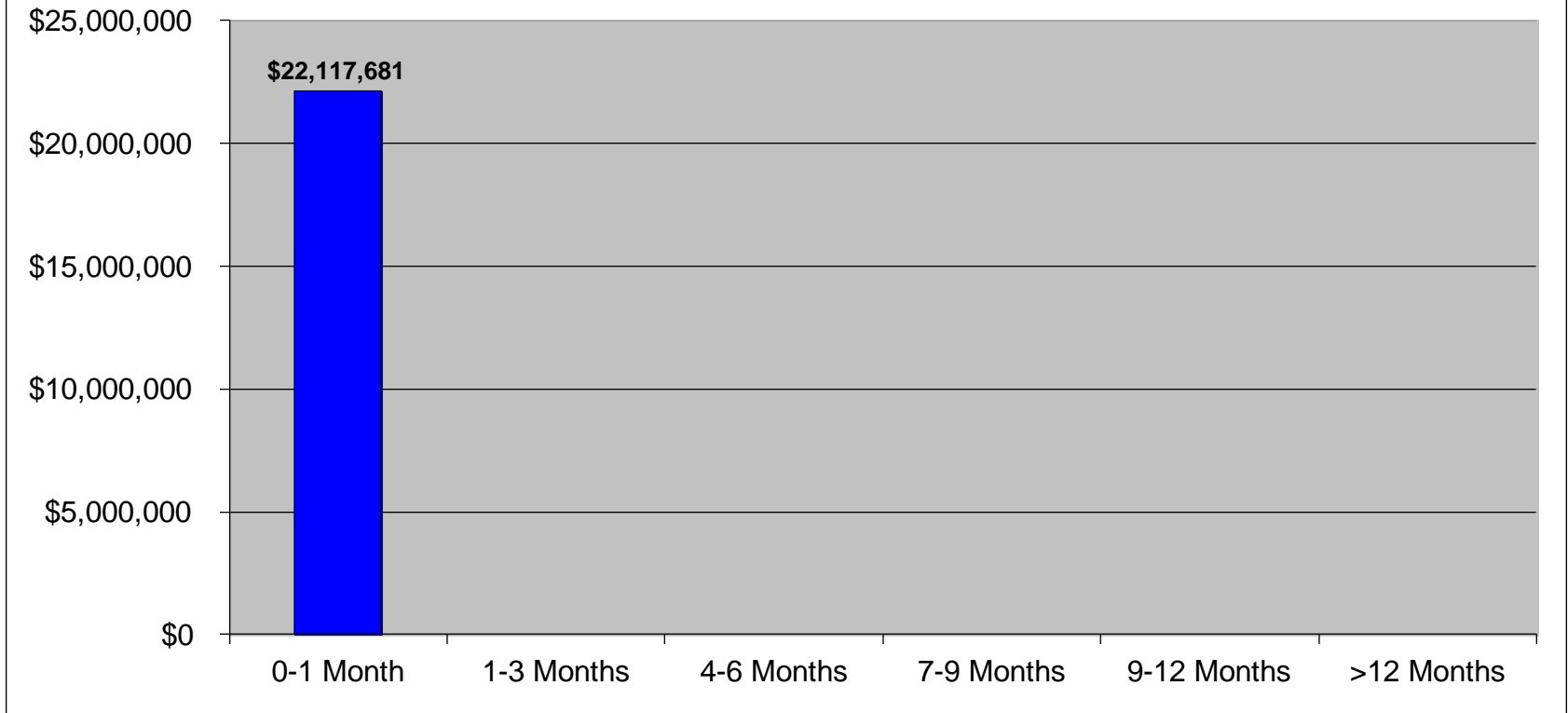
	2012	2013	\$ INCR(DEC)	% INCR(DEC)
HCDE:				
Lone Star Inv. Pool	501,422	501,940	\$517	0%
TexSTAR Inv. Pool	12,756,617	14,399,561	\$1,642,944	13%
TexPool Inv. Pool	3,390,241	3,393,785	\$3,545	0%
Bank – Sweep & Checking	3,698,282	3,822,395	\$124,114	3%
Totals:	\$20,346,562	\$22,117,681	\$1,771,120	9%
HCDE PUBLIC FACILITY CORPORATION:				
	1,048,575	1,432,462	\$383,887	18%
Totals:	\$ 21,395,137	\$ 23,550,144	\$2,155,007	27%

MONTHLY INVESTMENT REPORT (unaudited)

HARRIS COUNTY DEPARTMENT OF EDUCATION

General Fund Portfolio by Maturity Dates

\$22,117,681 As of August 31, 2013



MONTHLY INVESTMENT REPORT (unaudited)

Investment Portfolio at August 31, 2013

HCDE:	
■ Book Value	\$22,117,681
■ Market Value	\$22,117,681
■ Unrealized Gain/(Loss) *	(\$0)
■ Fiscal Year-to-Date Earnings, HCDE Funds:	\$24,341
HCDE PFC:	
■ Book Value	\$1,048,578
■ Market Value	\$1,048,578
■ Unrealized Gain/(Loss) *	(\$0)
■ Fiscal Year-to-Date Earnings, HCDE PFC Funds:	\$17

** The loss will not be realized if HCDE holds investments until maturity.*

MONTHLY INVESTMENT REPORT (unaudited)

Summary Report at August 31, 2013

Beginning Book Value	\$24,544,584
Beginning Market Value	\$24,544,584
Beginning Weighted Average to Maturity	1 Day
Ending Book Value	\$22,117,681
Ending Market Value	\$22,117,681
Earnings for Period	\$1,125
Change in Book Value	(\$2,426,902)
Change in Market Value	(\$2,426,902)
Ending Weighted Average to Maturity	1 Day
Period Average Yield	0.06%
Period Average Benchmark **	0.030%

MONTHLY INVESTMENT REPORT (unaudited)

Investment Interest Rates and Yields Earned

FY2011-12 Compared to FY2012-13

	BANK %		INV POOLS %		U S AGENCIES %		COMM PAPER %	
	FY12	FY13	FY12	FY13	FY12	FY13	FY12	FY13
SEP	-	-	.08-.11	.09-.17	-	-	-	-
OCT	-	-	.10-.12	.10-.18	-	-	-	-
NOV	-	-	.09-.13	.09-.18	-	-	-	-
DEC	-	-	.05-.10	.10-.16	-	-	-	-
JAN	-	-	.10-.15	.08-.10	-	-	-	-
FEB	-	-	.09-.12	.08-.10	-	-	-	-
MAR	-	-	.10-.12	.10-.12	-	-	-	-
APR	-	-	.09-.13	.10-.11	-	-	-	-
MAY	-	-	.10-.14	.06-.10	-	-	-	-
JUN	-	-	.10-.16	.06-.10	-	-	-	-
JUL	-	-	.10-.13	.05-.10	-	-	-	-
AUG	-	-	.10-.15	.04-.10	-	-	-	-

MONTHLY INVESTMENT REPORT (unaudited)

Q & A

I certify that the foregoing information is true and accurate to the best of my knowledge.

/s/ Jesus Amezcua, Assistant Superintendent /s/ Rosa Maria Torres, Chief Accounting Officer

/s/ Teresa Coronado, Budget Analyst /s/ John Weber, A&R Compliance Officer

